

RICHMOND



INSIDE

Offense Notes.....6
 Defense Notes.....7
 Roster, Pronunciations, Two-Deep.....10-11
 Head Coach Latrell Scott.....12
 Player Capsules, Career Stats & Highs.....13-17
 2010 Stats.....18-End

GAME: 2



INSIDE THE MATCH-UP

Richmond Spiders

Record: **0-1 (0-0 CAA)**

Rank: **No. 9** (Sports Network)

Last Game: **Loss at Virginia, 34-13** (9/4/10)

Elon Phoenix

Record: **1-1 (0-0 SoCon)**

Rank: **No. 7** (Sports Network)

Last Game: **Win vs. Shaw, 55-26** (9/11/10)

THE SERIES

Overall Record: **Richmond leads 3-0**

Games at Richmond, Va.: **Richmond leads 1-0**

Games at Elon, N.C.: **Richmond leads 2-0**

Last Meeting: **Richmond 16, Elon 13** (11/28/09)

THE COACHES

Richmond

Latrell Scott (Hampton '01)

Record at Richmond: **0-1 (1st year)**

Overall Record: **0-1 (1st year)**

Record vs. Elon: **0-0**

Elon

Pete Lembo (Georgetown '92)

Record at Elon: **30-17 (5th year)**

Overall Record: **74-32 (10th year)**

Record vs. Richmond: **0-2**

TELEVISION

Network: **None**

RADIO

Richmond ISP Sports Network

Flagship: **ESPN 950 AM, Wolf 93.1 FM**

Talent: **Bob Black** (play-by-play),

Jasmonn Coleman (analyst), **Matt Smith** (sideline),

Matt Josephs (studio host)

Internet: **RichmondSpiders.com; espn950am.com**

MEDIA INFORMATION

Mike DeGeorge, Dir. of Football Public Relations

Cell: (804) 399-8916

Office: (804) 287-6313

Email: **mdegeorg@richmond.edu**

SOCIAL MEDIA

Twitter: **twitter.com/Spider_Football**

Twitter: **twitter.com/Robins_Stadium**

YouTube: **youtube.com/user/RichmondSpiders**

Facebook: **Richmond Spiders Football**

#9 Richmond Spiders vs. #7 Elon Phoenix

Robins Stadium • University of Richmond, Va.

Saturday, September 18, 2010 • 1 p.m. • Robins Stadium Inaugural Game • Radio: ESPN 950 AM

The Game

• When Saturday's game versus Elon kicks off at 1 p.m. at Robins Stadium, it'll mark the first football game played on the University of Richmond campus in 82 years. Not since the 1928 season have the Spiders had a true "home" game, having played downtown at UR Stadium since 1929.

• The game is arguably one of the marquee non-conference match-ups in the FCS this season, pitting Top-10 powerhouses Richmond (ranked ninth) and Elon (ranked seventh). Just 10 months ago, the Spiders knocked the Phoenix out of the NCAA Playoffs with a 16-13 victory in the second-to-last game ever played at UR Stadium.

• Richmond is coming off an early bye week after falling at Virginia in the season-opener on Sept. 4. Since 1981, the Spiders are 14-13 in games following the bye week.

• The game is sold out.

Quick Slants

• For the third time in the last three seasons, the Richmond Spiders and the Elon Phoenix meet on the football field -- and each of the three meetings has held some special significance: 2008 was the season-opener for both teams and the debut of former Richmond head coach Mike London, 2009 was the First Round of the NCAA Playoffs, 2010 is the inaugural game at Robins Stadium.

• Richmond lost 15 senior starters from last year's team that went 11-2, claimed the CAA Football title, reached the NCAA Quarterfinals and tied a school record for fewest losses in a season.

• In replacing those 15 starters, 11 players in the season-opener made their first career starts as a Spider -- that includes junior transfers QB Aaron Corp (Southern Cal) and OL Richard Muldrow (Rutgers).

• First-year head coach Latrell Scott (pictured), who is the third-youngest Division-I football head coach at 35 years old, is looking for his first career victory. He was named Richmond's 34th head coach in December.

• The Spiders boast seven Preseason All-CAA Football selections, which is tied with reigning National Champion Villanova for the league lead.

• Richmond has three players on the preseason "watch list" for the Buck Buchanan Award (FCS top defensive player) -- DL Martin Parker, CB Justin Rogers and LB Eric McBride.

• Including the 2008 season, which ended when the Spiders claimed the school's first National Championship, Richmond has reached the postseason in three-straight years and four of the past five. Richmond has the FCS's third-most wins over the last five years.



SCHEDULES & RESULTS

Richmond (0-1)

Date	Rank	Opponent	TV	Time/Score
Sep. 4	--	at Virginia	ESPN3	L, 13-34
Sep. 18	7	ELON	--	***
Sep. 25	11	Delaware *	CSN	3:30 p.m.
Oct. 2	--	Coastal Carolina	--	1 p.m.
Oct. 9	8	at New Hampshire *	CSN	12 p.m.
Oct. 16	16	at Massachusetts *	--	3:30 p.m.
Oct. 23	--	Towson *	--	3:30 p.m.
Oct. 30	1	at Villanova *	CSN	12 p.m.
Nov. 6	3	James Madison *	CSN	3:30 p.m.
Nov. 13	--	Rhode Island *	--	2 p.m.
Nov. 20	12	at William & Mary *	CSN	3:30 p.m.

Rank reflects Sports Network poll for that week, or current rank
CSN - Comcast SportsNet

Elon (1-1)

Date	Rank	Opponent	TV	Time/Score
Sep. 4	--	at Duke	ESPN3	L, 27-41
Sep. 11	--	Shaw	--	W, 55-26
Sep. 18	9	at RICHMOND	--	***
Sep. 25	--	at Georgia Southern *	SS	6 p.m.
Oct. 2	--	Samford *	--	1:30 p.m.
Oct. 9	2	at Appalachian State *	SS	3 p.m.
Oct. 23	--	Wofford *	--	1:30 p.m.
Oct. 30	--	at Chattanooga *	--	2 p.m.
Nov. 6	--	at The Citadel *	--	2 p.m.
Nov. 13	24	Furman *	--	1:30 p.m.
Nov. 20	--	Western Carolina *	--	3 p.m.

Rank reflects Sports Network poll for that week, or current rank
SS - SportSouth

SUNDAY	MONDAY	TUESDAY	WEDNESDAY	THURSDAY	FRIDAY	SATURDAY
ACCESS = LIMITED • Richmond's stats released (12 p.m. ET)	ACCESS = LIMITED <i>Players off</i> • CAA Teleconference (Coach Scott on at 10:10 a.m. ET)	ACCESS = OPEN • Richmond's notes released (10 a.m. ET) • Weekly Coaches' Radio Show (12-1 p.m. ET) live on ESPN Radio 950	ACCESS = OPEN • Richmond's Weekly Presser Coach Scott and selected players (1 p.m. ET)	ACCESS = LIMITED	ACCESS=CLOSED • Team Walk-Thru at Game Site	GAME DAY

Richmond Athletics Public Relations

Director of Football Public Relations.....Mike DeGeorge
 Email mdegeorg@richmond.edu
 Office / Cell 804-287-6313 / 804-399-8916

Richmond Football Social Media

Richmond Football on Twitter..... @Richmond_Football
 Robins Stadium on Twitter.....@Robins_Stadium
 Richmond's YouTube Channelyoutube.com/user/RichmondSpiders
 Facebook Page:..... Richmond Spiders Football

CAA Football Media Teleconference

Coach Latrell Scott is available each Monday at 10:10 a.m. ET on the CAA Football Coaches' Teleconference. Media members wishing to access the teleconference should contact DeGeorge in the Athletic Public Relations office for access numbers.

Weekly Media Teleconference Lineup (all times Eastern)

10:00 a.m.....CAA Football Update
10:10 a.m.....Latrell Scott, Richmond
 10:20 a.m..... Jimmy Laycock, William and Mary
 10:30 a.m..... Andy Talley, Villanova
 10:40 a.m..... Mickey Matthews, James Madison
 10:50 a.m..... Jack Cosgrove, Maine
 11:00 a.m..... Kevin Morris, Massachusetts
 11:10 a.m..... Joe Trainer, Rhode Island
 11:20 a.m..... K.C. Keeler, Delaware
 11:30 a.m..... Sean McDonnell, New Hampshire
 11:40 a.m..... Rob Ambrose, Towson
 11:50 a.m..... Selected Student-Athlete

Media Requests

Contact Mike DeGeorge in the Richmond Athletic Public Relations Office (office: 804-287-6313; cell: 804-399-8916 or mdegeorg@richmond.edu) to arrange all interviews with Richmond players or coaches. Above is a schedule of when both players and Head Coach Latrell Scott are available during a normal game week.

Credential Requests

To arrange working credentials and parking for a Richmond Football Game at Robins Stadium, contact DeGeorge in the Richmond Athletic Public Relations Office at least one week in advance of the game.

The Athletics Public Relations Office reserves the right to refuse and/or revoke credentials.

Practice Coverage

Richmond's practices are open to the media Tuesdays and Wednesdays for the first 20 minutes (4-4:20 p.m.). Please contact DeGeorge in the Athletic Public Relations office for schedule, times and location.


Weekly Press Conference

Coach Latrell Scott meets with the media each game-week Wednesday at 1 p.m. ET in the Interview Room in the Robins Center (Room 240 - adjacent to basketball press room). Select players will also be available following Coach Scott. Teleconference capabilities for opponent media are available upon request. Notes and stats for both teams will be distributed then.

Interview Policy

Generally, all players and coaches are available for interview to accredited media sources. Requests for such interviews must be directed to DeGeorge in the Athletic Public Relations office at least 24 hours in advance.

The New Home of Richmond Football... E. Claiborne Robins Stadium



From RobinsStadium.com:

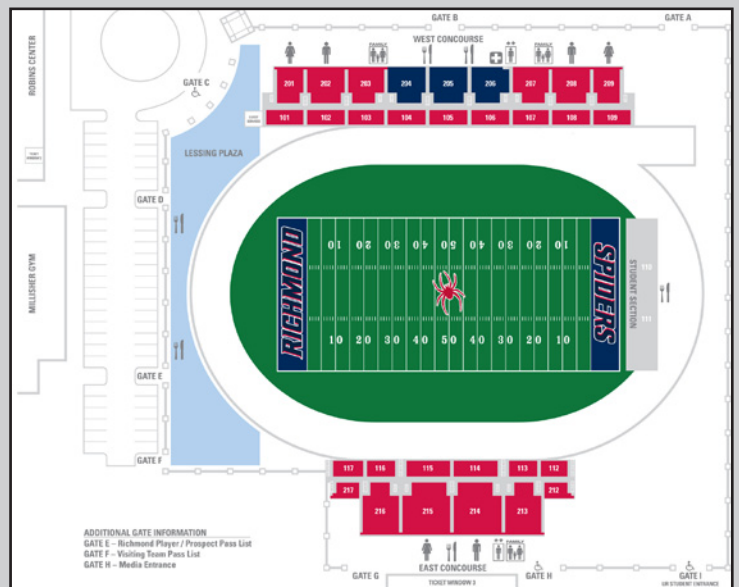
- Price Tag: \$25 million (all privately funded)
- Total Building Area: 67,480 square feet
- Total Stadium Seating Capacity: 8,700
- Tons of structural steel: 210
- Number of bricks: 625,000
- Height of light towers: 110 feet
- Dimensions of SpiderVision (Videoboard): 20' high x 35' wide



E. Claiborne Robins Stadium

The stadium bears the name of E. Claiborne Robins, in honor of the decades of generous support that the Robins Family and the Robins Foundation have provided to the University, including athletics and the new stadium project.

University of Richmond President Edward L. Ayers acknowledged the Robins family's support and its impact throughout the campus. "The full meaning of the Robins family's gift continues to unfold," said Dr. Ayers. "The foundation put in place by this family's remarkable generosity has inspired possibilities unimaginable forty years ago. Tonight we recognize Mr. Robins' exceptional leadership and generosity, and that of his family." Since 2001, the facility had been known as First Market Stadium, in recognition of a gift from Bobby Ukrop, President and Chief Executive Officer of Ukrop's Supermarkets, Richmond alumnus and emeritus member of the University's Board of Trustees. Ukrop has also acknowledged his support for the stadium's new name.



Team Comparison

Category	Richmond	Elon
Points per Game	13.0	41.0
Opponent Points per Game	34.0	33.5
Rush Yards per Game	144.0	162.0
Opponent Rush Yards per Game	205.0	140.5
Pass Yards per Game	189.0	304.0
Opponent Pass Yards per Game	283.0	304.0
Total Offense per Game	333.0	466.0
Opponent Total Offense per Game	488.0	444.5
Interceptions Thrown / Gained	1 / 0	2 / 2
Fumbles Lost / Gained	0 / 1	0 / 2
Penalties - Yards per Game	9-40.0	15-72.0
Punts - Average	6-38.3	6-34.3
3rd Down Conversions	33%	44%
4th Down Conversions	0%	67%
Field Goals	2 / 2	4 / 5
Touchdowns Scored / Allowed	1 / 5	10 / 9

The Schools

Category	Richmond	Elon
Location	Richmond, Va.	Elon, N.C.
Enrollment	2,950	5,666
Founded	1830	1890
Colors	Red & Blue	Maroon & Gold
Home Venue	Robins Stadium	Rhode Stadium
Capacity	8,700	11,250
Surface	FieldTurf	Grass

The Series

Richmond leads 3-0 • Games at Richmond: UR leads 1-0 • At Elon: UR leads 2-0

Date	Site	Result	Series
Oct. 28, 1928	Elon, N.C.	W 34 0	1-0
Aug. 30, 2008	Elon, N.C.	W 28 10	2-0
Nov. 28, 2009	Richmond, Va. (NCAA)	W 16 13	3-0

Total Points: Richmond: 78 • Elon: 23

The Last Meeting

Nov. 28, 2009 • Richmond 16, Elon 13 • UR Stadium (6,143) • NCAA 1st Rd.

Richmond out-rushed Elon 260-27 and QB Eric Ward rushed for a career-high 136 yards, but the Spiders had to dodge two missed FGs by Elon in the final 90 seconds -- Parker Miles blocked a potential tying FG as the clock expired.

Score by Quarters	1	2	3	4	Final
#9 Elon (9-3)	0	3	3	7	13
#4 Richmond (11-1)	3	10	0	3	16

Scoring Summary	Plays	TOP
UR 1st 03:43 Andrew Howard 27 yd field goal	11-57	7:04
UR 2nd 14:49 Eric Ward 74 yd run	5-88	2:12
EL 2nd 09:43 Adam Shreiner 24 yd field goal	11-73	5:06
UR 2nd 06:31 Andrew Howard 33 yd field goal	7-54	3:12
EL 3rd 10:12 Adam Shreiner 18 yd field goal	13-74	4:48
UR 4th 12:19 Andrew Howard 42 yd field goal	4-0	0:59
EL 4th 09:04 Terrell Hudgins 22 yd pass from Scott Riddle	8-68	3:15

Team Statistics	Elon	Richmond
FIRST DOWNS	20	20
RUSHES-YARDS (NET)	22-27	42-260
PASSING YDS (NET)	309	140
Passes Att-Comp-Int.	44-25-0	26-14-3
TOTAL OFFENSE PLAYS-YARDS	66-336	68-400
Fumble Returns-Yards	0-0	0-0
Punt Returns-Yards	2-1	5-57
Kickoff Returns-Yards	5-91	4-53
Interception Returns-Yards	3-0	0-0
Punts (Number-Avg)	6-42.3	3-36.7
Fumbles-Lost	0-0	0-0
Penalties-Yards	4-25	7-67
Possession Time	25:17	34:43
Third-Down Conversions	3 of 13	5 of 13
Fourth-Down Conversions	1 of 1	0 of 0
Red-Zone Scores-Chances	2-3	2-3
Sacks By: Number-Yards	0-0	1-12

FCS Winningest Programs -- Last 5 Years

The Spiders own the third-most wins in the Football Championship Subdivision over the last five seasons, amassing 50 wins against 17 losses since the start of the 2005 campaign. In that time, the Spiders have made four playoff appearances (2005, '07, '08, '09) and captured the 2008 National Championship.

Of this list of winningest teams, Richmond has scored victories over three of them in that span -- App. State, Montana and UNI:

Team	Win	Losses	Percentage
Appalachian State	61	12	.836
Montana	59	10	.855
Richmond	50	17	.746
Southern Illinois	50	15	.769
Northern Iowa	49	16	.754

Records entering 2010 season

The Total Package

No other team in CAA Football has won more conference titles since 1998 than Richmond. The Spiders have five to their credit ('98, '00, '05, '07, '09), one more than Massachusetts.

In 2008, Richmond became just the second-ever private school to win FCS National Championship, joining Furman (1988).

But Richmond's success is not just on the field. The football program was one of just 25 D-I teams in 2007 to earn the NCAA's public recognition award for the graduation rates of its football players, one of just 23 in 2008 and achieved it again last season. The team's 95% grad rate is the second-highest in the league behind William & Mary's 96%.

CAA Dominance

By finishing 7-1 in CAA Football play and 10-1 overall in the 2009 regular season, the Spiders won a share of the 2009 CAA Football with South Division foe Villanova.

The title was Richmond's fifth since the 1998 season -- the most of any conference team in that span. Massachusetts has won four since 1998, while James Madison and Delaware have won three each. Richmond's league titles came in 1998, 2000, 2005, 2007 and 2009.

Did You Know?

- Richmond is 17-5 in games versus Top-25 ranked teams since the start of the 2007 season -- the last four losses are by a combined 18 points.
- Since 2007, the Spiders are 8-4 versus Top-10 teams.
- Elon defensive coordinator Jay Bateman was on the Spiders' staff in 2004 and responsible for recruiting former QB Eric Ward.
- Elon head coach Pete Lembo was an assistant coach at Lehigh in 1998 and beat the Spiders the First Round of the NCAA Playoffs that year, 24-23, on a field goal with :03 left.
- Two Elon players are Richmond natives -- sophomore CB David Williams (Thomas Dale High) and junior DB Brandon Spurlock (Henrico High).
- Two players in Saturday's game hail from Flower Mound, Texas -- Spiders senior LB Tyler Sullivan and Elon junior OL Andrew McMicken. Both attended Marcus High School in Flower Mound.
- In the initial design phase of Robins Stadium, the Spiders used Elon's Rhodes Stadium (opened in 2001) as a model.

Riddle Me This

In two career games versus the Spiders, Elon's All-America senior QB Scott Riddle has thrown for 522 yards and two touchdowns. He was 25-of-42 for 309 yards and a TD in last season's 16-13 loss in the NCAA First Round in Richmond. In 2008, Riddle completed 22 of 39 passes with a TD, but the Spiders took a 28-10 season-opening victory at Elon.

Non-League Brilliance

Richmond has not lost a non-conference FCS game in the regular season since 2005 and is undefeated in its last 10. The Spiders beat VMI 38-28 and Georgetown 49-10 last season, with wins over Georgetown (48-0), VMI (56-16) and Elon (28-10) coming in 2008.

The last loss was at Lafayette 7-0 on Sept. 10, 2005.

Another Bruising Schedule

Seven of Richmond's 10 FCS opponents this season are currently ranked 16th or better in the Sports Network poll -- including No. 1 Villanova (the

Thrill Seekers

The Spiders are 6-2 since the start of 2008 in games decided by four points or less:

Game	Score	How Ended?
'08 at W&M	23-20 (ot)	UR blocked W&M FG, then Andrew Howard kicked 37-yd FG
'08 at UNI	21-20	Eric Ward drove UR 62 yards in 1:26, threw TD pass with :18 left
'09 at Delaware	16-15	Kevin Grayson blocks 23-yd FG try with :38 left
'09 at JMU	21-17	Martin Parker forced JMU fumble inside 10-yd line in final min.
'09 vs. Nova	20-21	Howard missed potential winning FG with :05 left
'09 vs. W&M	13-10	Howard kicked 48-yd FG to win as time expired
'09 vs. Elon	16-13	Parker Miles blocked tying FG try as time expired
'09 vs. App. State	31-35	ASU's Armanti Edwards threw game-winning TD pass with 10 second left

Richmond's Overtime Games (8-1)

Date	Opponent	Location	Result	No. of OTs
Sept. 19, 1987	Massachusetts	Richmond	W 52-51	4
Oct. 8, 1988	New Hampshire	Richmond	W 23-17	1
Oct. 7, 1995	Northeastern	Richmond	W 26-23	2
Sept. 21, 1996	Massachusetts	Richmond	L 17-23	1
Sept. 19, 1998	Rhode Island	Kingston	W 20-17	1
Nov. 4, 2000	Rhode Island	Kingston	W 13-10	1
Oct. 22, 2005	Hofstra	Richmond	W 43-27	2
Nov. 10, 2007	Delaware	Newark	W 62-56	5
Nov. 22, 2008	William & Mary	Williamsburg	W 23-20	1

Richmond's One-Point Games

Date	Opponent	Location	Result	Record
Nov. 24, 1887	Randolph Macon	Home	W, 14-13	1-0
Nov. 7, 1908	Hampden Sydney	Home	L, 17-18	1-1
Oct. 18, 1913	Wake Forest	Away	W, 14-13	2-1
Nov. 1, 1913	Hampden Sydney	Home	W, 21-20	3-1
Oct. 30, 1915	Hampden Sydney	Home	L, 6-7	2-2
Nov. 6, 1915	Randolph Macon	Home	W, 7-6	4-2
Oct. 18, 1923	Lynchburg	Home	W, 7-6	5-2
Nov. 17, 1923	Hampden Sydney	Home	W, 7-6	6-2
Oct. 28, 1927	Roanoke	Home	L, 6-7	6-3
Nov. 12, 1927	Hampden Sydney	Home	W, 7-6	7-3
Oct. 6, 1928	Johns Hopkins	Away	L, 13-14	7-4
Nov. 3, 1934	Georgetown	Home	W, 14-13	8-4
Nov. 9, 1940	North Carolina	Home	W, 14-13	9-4
Oct. 18, 1947	VMI	Home	W, 21-20	10-4
Nov. 30, 1951	George Washington	Away	W, 20-19	11-4
Oct. 11, 1952	Washington & Lee	Home	L, 20-21	11-5
Oct. 17, 1959	The Citadel	Away	L, 7-8	11-6
Oct. 4, 1961	George Washington	Home	W, 16-15	12-6
Sept. 15, 1962	East Carolina	Home	W, 27-26	13-6
Oct. 27, 1962	Cincinnati	Away	W, 21-20	14-6
Nov. 2, 1963	Virginia Tech	Home	L, 13-14	14-7
Nov. 14, 1964	Furman	Home	L, 18-19	14-8
Nov. 21, 1970	William & Mary	Home	L, 33-34	14-9
Sept. 7, 1974	Villanova	Home	W, 14-13	15-9
Sept. 16, 1978	Wisconsin	Away	L, 6-7	15-10
Sept. 27, 1986	Delaware	Home	L, 19-20	15-11
Sept. 17, 1988	VMI	Away	W, 14-13	16-11
Nov. 2, 1991	Connecticut	Home	L, 34-35	16-12
Sept. 10, 1994	Massachusetts	Home	W, 14-13	17-12
Nov. 19, 1994	William & Mary	Home	L, 20-21	17-13
Oct. 28, 1995	James Madison	Away	W, 34-33	18-13
Nov. 2, 1996	New Hampshire	Away	L, 13-14	18-14
Sept. 5, 1998	Rutgers	Away	L, 6-7	18-15
Oct. 24, 1998	Northeastern	Away	W, 21-20	19-15
Nov. 28, 1998	Lehigh	Home	L, 23-24	19-16
Sept. 1, 2001	Virginia	Away	L, 16-17	19-17
Sept. 29, 2001	Villanova	Home	L, 30-31	19-18
Oct. 27, 2007	James Madison	Away	W, 17-16	20-18
Dec. 13, 2008	Northern Iowa	Away	W, 21-20	21-18
Sept. 12, 2009	Delaware	Away	W, 16-15	22-18
Nov. 7, 2009	Villanova	Home	L, 20-21	22-19

defending National Champion) and No. 3 James Madison (fresh off its upset win at Virginia Tech).

Including the Spiders, seven of the 10 teams in CAA Football are ranked and Richmond is slated to face all six of them in 2010.

News & Notes From Virginia Game

- Richmond trailed 14-13 with nine minutes left in the third quarter.
- The Spiders had their streak of 12-consecutive road wins snapped, which ranked as the longest such streak in the FCS and the second-longest in Division-I behind Boise State's (13 -- now 14 following the win over Va. Tech). Richmond last road loss was 26-20 at Villanova (9/27/08).
- Richmond dropped a season-opener for the first time since the 2007 season (at Vanderbilt). The Spiders won at Elon 28-10 in 2008 and beat Duke 24-16 in 2009.
- Eleven players made their first career starts as Spiders: Jason Sakoian (OL), Ryan Goss (OL), Mark Speir (OL), Richard Muldrow (OL), Kevin Finney (TE), Kendall Gaskins (FB), Aaron Corp (QB), Brandon Scott (DL), Corey Jackson (DL), Kerry Wynn (DL) and Darius McMillan (LB).
- By comparison, there were just four first-time starters for the Spiders in their 2009 season-opening win at Duke.
- Four Spiders saw action as true freshmen: Ben Edwards (WR), Walt Sparks (LS), Evan Kelly (DL) and Wayne Pettus (DB).

Seven Preseason All-CAA Football Picks

Richmond had a league-best 16 players earn All-CAA Football honors after last season, and the Spiders entered 2010 tied with Villanova for the most Preseason All-Conference honorees (seven):

- Offense:** FB Kendall Gaskins (sophomore), WR Kevin Grayson (senior), WR Tre Gray (junior), OL Drew Lachenmayer (senior).
- Defense:** DL Martin Parker (senior), LB Eric McBride (senior), DB Justin Rogers (senior).

Road Tested

Richmond has proven to be one of the best road teams in college football over the last three seasons with an 18-3 (.857) mark away from home versus FCS opponents and a 19-6 (.760) mark against all opponents away from the UR Stadium.

The season-opening loss at Virginia snapped the team's school-record 12-game road winning streak that dated back to the 2008 season. That streak doubled the school's previous record of six-straight road wins during 1998-99 seasons.

Magic Number Is 30

The Spiders are 35-3 since 2005 when scoring 30+ points in a game (that includes marks of 6-1 in 2009, 9-1 in 2008 and 9-1 in 2007).

The only three setbacks over the last three seasons when scoring 30+ came to Appalachian State in the 2007 NCAA Semifinals, 55-35, and to then-No. 1 James Madison, 38-31, in 2008 and to App. State in the 2009 Quarterfinals, 35-31.

Big Success When Scoring First

Since the start of the 2005 season, Richmond has struck for the first points in 42 of the 66 games and is 35-7 when doing so.

Two of the setbacks have come at Vanderbilt (2005 and 2007). In both games against the Commodores, Richmond scored first with a field goal, but could not hang on.

Narrowest Of Margins

Richmond's 16-15 win at Delaware last season marked the team's 40th one-point game in history, with the 41st coming vs. Villanova. All-time Richmond is 22-19 in one-point games and have been victorious in three of the last four.

Narrow margins were nothing new to the Spiders last season as five games were decided by four points or less, including the last three consecutive and four of the last five.

Senior Captains

Senior OL Drew Lachenmayer, senior LB Eric McBride and senior DL Martin Parker are the 2010 senior captains. The announcement was made by Coach Scott during the Spiders' annual Spring Game.

Spiders In The NFL



Tim Hightower '08 • RB • Arizona • 3rd year

Led all NFC rookies in rushing TDs in 2008 ... caught game-winning TD in 2008 NFC Championship game ...
Drafted by ARI in 2008 5th Round

Lawrence Sidbury '09 • DE • Atlanta • 2nd year

Played in every game for Atlanta as a rookie ... Drafted by ATL in 2009 4th Round

Paris Lenon '99 • LB • Arizona • 9th year

Played in every game for STL last season ... Traded to ARI in off-season

Seth Williams '10 • DB • N.Y. Giants • Rookie

Currently on New York Giants practice squad

Josh Vaughan '09 • RB • Carolina • 2nd year

Currently on Carolina Panthers practice squad

Bruce Allen '78 • General Manager • Washington • 1st year

Was general manager for TB from 2004-08 and served as a senior executive with OAK from 1996-03)

Richmond Head Coaching Debuts*

Date	Result	Opponent	Year
Latrell Scott	L 13-34	at Virginia	2010
Mike London	W 28-10	at Elon	2008
Dave Clawson	L 0-42	at N.C. State	2004
Jim Reid	W 51-28	VMI	1995
Jim Marshall	L 17-20	Villanova	1989
Dal Shealy	W 20-17	Bowling Green	1980
Jim Tait	W 14-13	Villanova	1974
Frank Jones	L 0-23	at Dayton	1966
Ed Merrick	W 13-6	Randolph-Macon	1951
Karl Esleeck	W 35-0	Randolph-Macon	1948

* Modern Era (since 1948)

Richmond Following The Bye

The Spiders own a 14-13 record in the week following the bye since 1981:

Year	Opponent	W/L	UR	Opp.
1981	at VMI	W	45	14
1982	at East Carolina	L	14	35
1983	Boston University	L	17	26
1984	Wake Forest	L	16	29
1986	VMI	W	40	9
1987	Villanova	W	38	35
1988	at Connecticut	L	12	35
1989	at New Hampshire	L	7	21
1990	at Connecticut	L	24	42
1991	Rhode Island	W	19	10 FG
1992	James Madison	W	49	40 FG
1993	Connecticut	L	3	21
1994	William & Mary	L	20	21
1995	21 Boston University	W	21	6
1997	Maine	W	17	14
1998	at Villanova	W	28	14
1999	at 3 Hofstra	W	31	21
2000	at Arkansas State	W	30	27
2001	at Vanderbilt	L	22	28
2002	7 Furman	L	7	17
2003	at 9 Delaware	L	14	44 FG
2004	12 Maine	L	25	29
2005	at Lafayette	L	0	7
2006	VMI	W	58	7
2007	at Bucknell	W	45	14
2008	at Hofstra	W	34	14
2009	at 13 James Madison	W	21	17

TOTALS: 657 597

FG - represents the bye week was the first week of the season

Record Breakdown: Home: 7-6; Road: 7-7; Versus Ranked: 2-3

Note: No bye weeks in 1996 and 1985 seasons.

Lights Out When Leading At The Half

Richmond was 7-1 last season, was 11-1 in 2008, was 11-0 in 2007 and is 43-4 since the start of 2004 when leading at the half. The three setbacks came in 2006 at No. 1 UNH, in 2004 versus No. 12 Maine, in 2008 versus No. 1 JMU and last season to No. 5 Appalachian State in the NCAA Quarterfinals.

Spider In Space

Former Richmond football player and NASA astronaut Leland Melvin became the first Spider in Space when his mission launched at 2:45 p.m. ET on February 8, 2008. He returned to Space on his second career mission, which began Nov. 16, 2009 and ended Nov. 27.

The 45-year-old former wide receiver helped deliver a European laboratory to the International Space Station in his first mission. His main responsibility was the operation of the shuttle's robotic arm.

Melvin '86 still holds the Spiders' career records for receiving yards and receptions and was inducted into the UR Hall of Fame in 1997.

Melvin addressed the team at the 2007 Ring Ceremony upon his return, and brought back a football signed by the 2007 Spiders that accompanied him in space.

Richmond's NFL Connections

Former RB Tim Hightower is one of six former Spiders with current NFL connections, joining nine-year pro Paris Lenon (Arizona), second-year DE Lawrence Sidbury (Atlanta) and undrafted free agents RB Josh Vaughan (Carolina) and DB Seth Williams (NY Giants). Former Spider punter Bruce Allen is in his first season as the Redskins general manager.

Hightower finished among the NFC's leaders in rushing TDs in 2008 -- and led all NFC rookies -- for the NFC Champion Cardinals. He caught the game-winning TD pass in the NFC title game.

Allen, who played for the Spiders and graduated in 1977, was Tampa Bay's general manager until last season. ESPN draft analyst Todd McShay is a 1995 UR graduate.

Attendance On The Rise

Richmond averaged 9,413 in home attendance last season -- a figure that is up nearly 30% from the '08 season (7,337) and 40% from '07 (6,287).

The Spiders' student attendance at football was at an all-time high and up 33% from 2008. An average of 1,006 UR students attended games in 2009, including the highest-ever recorded student attendance of 1,651 for the Villanova game. Richmond's total enrollment is just under 3,000.

The announced attendance for William & Mary of 17,527 stands as the 14th-largest in the 81-year history of UR Stadium.

Season Tickets Sold Out For 2010

With Richmond opening its new on-campus stadium in 2010, the entire allotment of 4,000 season tickets were sold out. The Spiders released that in June, followed with an announcement in August that no single-game tickets were available for any of the six home games.

Not Wanting To Leave

Although 2009 marked the last season at venerable UR Stadium, the Spiders were getting awfully comfortable in their 80-year old digs. Richmond had won 16 of its last 19 games at home and averaged 34.6 points/game in that stretch.

The 21-20 heartbreaker to Villanova snapped a streak of scoring 31 points or more in 15-consecutive home games (14-1) dating back to 2007.

The only UR Stadium setbacks over the last two seasons were the last-second stunner to then-No. 1 James Madison 38-31 in 2008 -- when JMU returned a punt for TD with :01 left, the 2009 Villanova game when Richmond missed a game-winning field goal with :05 left, and the 2009 App. State game when QB Armanti Edwards fired a game-winning TD pass with :10 left.

Big Plays (25+ yards)

2010 OFFENSIVE PLAYS

Opp.	Play	Score
1. UVa	Pass: Corp to Gray 30 yd	--
2. UVa	Run: Gaskins 70 yd	TD
2. UVa	Run: Corp 32 yd	--

Chart Climbers

CAREER RECEIVING YARDS

Name	Years	Yds
1. Leland Melvin	1982-85	2,669
2. Walker Gillette	1967-69	2,649
3. Kevin Grayson	2007-	2,403
4. Sterling Brown	1989-92	2,104

CAREER RECEPTIONS

Name	Years	No.
1. Leland Melvin	1982-85	198
2. Kevin Grayson	2007-	181
3. Arman Shields	2003-07	160

CAREER TD RECEPTIONS

Name	Years	No.
1. Walker Gillette	1967-69	22
2. Rod Boothes	1990-93	18
3. Jim Livesay	1968-70	17
4. Boyd Ouden	2000-03	16
Leland Melvin	1982-85	16
6. Dwaune Jones	1996-99	15
7. John Hilton	1961-62, 64	14
8. Arman Shields	2003-07	13
Mike Mahoney	1972-74	13
10. Kevin Grayson	2007-	12
Joe Stewart	2005-08	12
Muneer Moore	1996-99	12

CAREER 100-YD GAMES (Since '49)

Name	Years	No.
1. Leland Melvin	1982-85	11
Walker Gillette	1967-69	11
3. Arman Shields	2003-07	7
4. Kevin Grayson	2007-	6
Rod Boothes	1990-93	6
Jim Livesay	1968-70	6

Career Stats Versus Elon

RUSHING	GP	Att	Gain	Loss	Net	Avg	TD	Long	Avg/G
Kevin Grayson	2	1	15	0	15	15.0	0	15	15.0
Kendall Gaskins	1	2	6	0	6	3.0	0	4	6.0
Garrett Wilkins	1	3	3	0	3	1.0	0	2	3.0

PASSING	GP	Effic	Cmp-Att-Int	Pct	Yds	TD	Lng	Avg/G
n/a								

RECEIVING	GP	No.	Yds	Avg	TD	Long	Avg/G
Kevin Grayson	2	13	171	13.2	1	80	85.5
Tre Gray	2	6	57	9.5	0	17	28.5
Donte Boston	1	2	11	5.5	0	6	11.0
Garrett Wilkins	1	1	7	7.0	0	7	7.0

Century Mark

A look at the 100-yard receiving games by active Spider WRs

Player	Date	Game	Catches	Yards	TD
Kevin Grayson	9/22/07	at Bucknell	6	118	0
Kevin Grayson	9/29/07	New Hampshire	10	111	0
Kevin Grayson	11/10/07	at Delaware	11	111	2
Kevin Grayson	12/7/07	at App. State *	7	122	2
Kevin Grayson	8/30/08	at Elon	7	121	1
Kevin Grayson	11/29/08	vs. Eastern Kentucky *	5	107	1
Tre Gray	9/26/09	vs. VMI	6	112	1
Donte Boston	9/26/09	vs. VMI	7	125	1

* *postseason game*

Gaskins Gashes Cavaliers

The 70-yard touchdown run by sophomore FB Kendall Gaskins in Week 1 at Virginia was the seventh rushing TD of his young career.

He finished the UVa game with eight carries for 89 yards -- just four yards shy of his entire rushing total of 93 yards he gained during his All-CAA Football campaign as a rookie in 2009.

Corp Delivers In Debut

The much-anticipated debut of Aaron Corp didn't disappoint as the junior, who transferred from Southern California in January and edged out sophomore John Laub for the starting job in Training Camp, turned in a solid performance at Virginia (18-of-32, 183 yards).

Although Corp's transfer was high-profile, drawing media buzz from the Los Angeles Times to the New York Times, the Virginia game was just the second start of his college football career. He started USC's game versus Washington in 2009.

Aside from Kendall Gaskins' 70-yard TD run, Corp was in on the other two "big" offensive plays -- a 30-yard pass to Tre Gray and a 32-yard run.

Three-Way Threat

All-American senior Justin Rogers is considered one of the most dynamic players in the Football Championship Subdivision. No more true was that in Week 1 when the 5-foot-10 speedster earned his first-ever offensive start (at WR, rushed once for eight yards) and also made his 29th career start at CB (making seven tackles).

Also the team's leading kick returner, Rogers collected 74 yards in KO returns and 39 more in punt returns. The three-time All-America and All-CAA Football pick needs just 238 more KO return yards to break the CAA record held by Brian Westbrook.

Ward No More

A winner in every sense of the word, QB Eric Ward graduated last season after one of the most successful careers in NCAA history. Ward, who became the 34th FCS player ever to surpass 10,000 yards of career total offense, holds nearly every passing career record at Richmond.

He was 7-2 all-time in the NCAA Playoffs, 17-7 versus Top-25 teams and finished with a 41-12 (.774) overall record as a starting QB. He led the Spiders to the 2008 National Championship and pair of CAA Football titles.

Receivers Welcome Scott Back

When Latrell Scott was introduced as Richmond's new head coach on December 15, 2009, senior WR Kevin Grayson was on the podium to officially introduce him. There may have been no more happier person in the room than Grayson, who flourished with Scott as his position coach in 2007.

Grayson earned the CAA Offensive Rookie of the Year honors that season, as the local product from L.C. Bird High reeled in 68 catches for a Spiders' freshman record 970 yards and seven TDs.

Scott served as the Spiders' WR coach from 2005-07, and assumed the role of assistant head coach and recruiting coordinator on Dave Clawson's staff in 2006. Under Scott, Richmond receivers posted 13 100-yard games between 2005 and 2007 -- four coming from the rookie Grayson, and seven from Arman Shields, who was drafted by Oakland in 2007. In the two years since Scott left, Richmond WRs have collected just five 100-yard games.

Nothing Gray About Richmond's WRs

Senior Kevin Grayson joined junior teammate Tre Gray as two of three players picked to the Preseason All-CAA Football Team at receiver. With Grayson and Gray, along with junior Donte Boston, the Spiders boast arguably the league's top receiving corps.

Grayson has gained 2,403 yards and caught 12 TDs in his three+ years; Gray has amassed 1,527 and eight; and Boston 577 and four (494 and four came last season).

Lach-ing At Center? Nope.

Senior C Drew Lachenmayer brings 33 games of experience to anchor the Spiders' offensive line. He was a Third Team All-CAA Football pick last season as the center flanked by four seniors, and is a Preseason All-Conference pick in 2010.

His 30-consecutive starts is the longest by a returning offensive player for Richmond.

2010 Takeaway Chart

Player	Type	Opp	Pts Off
I. T. Graham	F	UVa	0
Key			
* - Returned takeaway for score			
F - Fumble Recovery			
I - Interception			
Pts Off - Points scored on ensuing drive			

Chart Climbers

CAREER INTERCEPTIONS

Name	Years	Yds
1. Jeff Nixon	1975-78	23
2. Scott Burton	1991-94	16
3. Winston October	1995-98	12
Taylor Lackey	1982-85	12
5. Maurice Glenn	1991-94	11
Brian Jordan	1986-88	11
7. Justin Rogers	2007-	10
Bob Loprete	1971-73	10
Ray Easterling	1969-71	10

CAREER TACKLES

Name	Years	No.
1. Eric Johnson	1989-92	643
2. Larry Braun	1977-80	429
3. Maurice Glenn	1991-94	424
4. Adam Goloboski	2003-06	406
5. Lamont Neal	1994-97	401
6. Troy Gray	1982-84	389
7. Damon Miller	1984-86	353
8. Jeff Edmiston	1991-94	340
Cary Goodwin	1994-97	340
10. Eric McBride	2007-	339

CAREER SACKS

Name	Years	No
1. Marc Megna	1994-98	32.0
2. Steve Quander	1994-97	25.0
3. Tom Coles	1986-88	24.5
4. Lawrence Sidbury	2004-08	20.0
Sherman Logan	2003-08	20.0
Shawn Barber	1994-97	20.0
Justin Oravetz	1995-97	20.0
8. Jonathan Wilfong	1997-01	19.5
9. Josh Spraker	1997-01	16.5
10. Art Blanchard	1993-96	16.0

Martin Parker	2007-	13.5

CAREER KICKOFF RETURN YARDS

Name	Years	Yds.
1. Justin Rogers	2007-	2,176
2. Rod Boothes	1990-93	1,854
3. Jesse Williams	1977-80	1,773

Rogers needs 258 KO return yards to break the CAA Football career record of 2,433 held by Villanova's Brian Westbrook (1997-01)

Career Stats Versus Elon

DEFENSIVE	GP	Tackles	TFL-Yards	Sacks-Yards	Int-Yards	FR	FF
Martin Parker	2	15	0.5-1	0-0	0-0	0	0
Patrick Weldon	2	14	0.5-1	0-0	1-16	0	1
Eric McBride	2	10	0.5-1	0-0	0-0	0	0
Justin Rogers	2	8	0.5-1	0-0	0-0	0	0
Tremayne Graham	1	8	0.5-1	0-0	0-0	0	0
Tyler Sullivan	2	3	0-0	0-0	0-0	0	0

Opponents Rushing For < 40 Yards

Since 2008, UR opponents have rushed for less than 100 yards 21 times (19-2). Eight times those teams have rushed for less than 40 yards (8-0):

	Attempts	Yards	Average	TDs	Total Off.	UR Result
at Elon '08	22	22	1.0	0	235	Win, 28-10
Delaware '08	18	5	0.3	0	247	Win, 31-14
at App. State '08	23	39	1.7	1	362	Win, 33-13
vs. Montana '08	25	39	1.6	1	306	Win, 24-7
at Duke '09	16	19	1.2	0	369	Win, 24-16
Hofstra '09	34	13	0.4	0	199	Win, 47-0
at Maine '09	17	-2	-0.1	1	325	Win, 38-21
Elon '09	22	27	1.2	0	336	Win, 16-13

Ironman Eric

Senior LB Eric McBride, a two-time CAA Football First Team pick and the 2007 CAA Defensive Rookie of the Year, is currently riding a streak of 45-consecutive starts. Yes, that's right -- the local product from L.C. Bird High has not missed a start in his college career. The streak ranks as the longest active in CAA Football.

In that time, McBride has amassed 339 tackles (126 as a rookie) and ranks 10th on Richmond's all-time list. He moved to 10th thanks to a game-high 12 stops at Virginia.

The athletic playmaker who flies to the ball with his speed anchors one of the CAA's top linebacking units with fellow senior Patrick Weldon.

Insert Best Chuck Norris Joke Here

A 6-3, 300-pounds, senior DL Martin Parker is one of the most feared defensive lineman in the FCS. A Buchanan Award finalist in 2009 and finishing 13th in the voting, Parker enters his fourth season as a starter needing just 2.5 more sacks to crack the Spiders' all-time Top 10.

On the heels of his All-America season in 2009 that saw him collect 15.5 TFL, 6.5 sacks, 10 QB hurries and two forced fumbles, Parker rolls in to 2010 as a Preseason All-CAA honoree and a Preseason All-America.

The athletic and quick senior had a monster Spring Game, collecting four sacks and six total tackles as the Defense beat the Offense 54-23 (using a modified scoring system).

He gained nearly 20 pounds this off-season, bulking up to his current 300-pound weight.

Three Spiders On Buchanan Watch List

The Sports Network unveiled its initial Watch List for the 2010 Buck Buchanan Award and three Richmond seniors highlight the list. The Award is presented annually to the top defensive player in the FCS and senior DL Martin Parker, who finished 13th in last year's Buchanan Award voting, is joined by CB Justin Rogers and LB Eric McBride on the list.

Of the 20 players named to the Buchanan Watch List, Richmond and Appalachian State led the way with three selections each. The fourth selection from CAA Football was Villanova LB Terence Thomas.

+93 In Points Off Turnover Scoring In 2009

Richmond feasted off takeaways in 2009, owning a 93-point margin in points off turnovers (117-24). The defense, which forced 26 turnovers (16 interceptions) in 2009, directly scored points three times.

Then-senior NG Parker Miles returned an interception 15 yards for a TD versus UMass, now-junior DB Tremayne Graham recorded his first career interception and returned it 32 yards for a TD at Towson, and now-senior LB Eric McBride stripped the App. State punt returner and returned the fumble eight yards for a score late the NCAA Quarterfinals.

After scoring just 27 points off turnovers in the first four games of the season (with 24 coming in the Hofstra win), the Spiders posted 90 points following takeaways in the last eight games.

Rogers Three-Time All-America

Junior CB Justin Rogers may be the most versatile threat in the FCS. After intercepting seven passes in 2008 (second-most in the FCS), opposing quarterbacks avoided throwing his way in 2009.

Yet, the shutdown cornerback with big-time playmaking ability, earned his third-straight mention on the All-CAA Football First Team and joined now-graduated OL Matt McCracken as the school's first-ever three-time All-America.

Lightning fast, Rogers also returns kicks for the Spiders. As a redshirt freshman in 2007, he averaged 30.4 yards (third-best in the FCS) on 33 returns, taking two all the way for touchdowns. He had three games of at least 200 yards in kickoff returns.

Those Spiders Can Run... Fast

Four football players were part of the 4x100m relay that set Richmond's outdoor & track field record in 2009 -- junior Tremayne Graham, senior Justin Rogers and now-graduated Seth Williams and Jordan Mitchell. In winning the silver medal at the 2009 Atlantic 10 Conference Outdoor Track & Field Championship, they broke the record with a time of 41.20, shattering the previous time of 42.35.

FCS Longest Streaks In The Top-10

Richmond owns the FCS's second-longest streak in the Sports Network's Top-10:

Team	Consecutive Polls in Top-10	Consecutive Polls in Top-25
Appalachian State	64	69
Richmond	37	42
Villanova	26	31

Preseason 2010 Polls

Sports Network (1st place votes)	Rank	(1st place votes) FCS Coaches
*Villanova (74)	No. 1	(11) Appalachian State
Appalachian State (25)	No. 2	(8) Villanova*
James Madison (30)	No. 3	(5) James Madison
Jacksonville State (9)	No. 4	(2) Jacksonville State
Southern Illinois	No. 5	(1) Southern Illinois
Montana	No. 6	Montana
Elon	No. 7	Elon
New Hampshire	No. 8	New Hampshire
RICHMOND	No. 9	RICHMOND
Stephen F. Austin	No. 10	(1) Northern Iowa
*Delaware	No. 11	Stephen F. Austin
William & Mary	No. 12	Delaware
Northern Iowa	No. 13	William & Mary*
South Carolina State	No. 14	Liberty
Liberty	No. 15	Massachusetts*
*Massachusetts	No. 16	Eastern Washington
Cal Poly	No. 17	South Carolina State
Eastern Washington	No. 18	Cal Poly
McNeese State	No. 19	McNeese State
South Dakota State	No. 20	Weber State
Weber State	No. 21	South Dakota State
Montana State	No. 22	Montana State
North Dakota State	No. 23	North Dakota State
Furman	No. 24	South Dakota
South Dakota	No. 25	Furman

* - CAA Football member // Bold - 2010 UR opponent

2010 Richmond Week-By-Week

Sports Network	Week	FCS Coaches
6	Preseason	6
7	Week 2	7
9	Week 3	9
	Week 4	
	Week 5	
	Week 6	
	Week 7	
	Week 8	
	Week 9	
	Week 10	
	Week 11	
	Week 12	
	Final Regular Season	
	Final	

Richmond's Top-25 Records

Richmond As A Ranked Team*			Richmond Vs. Ranked Teams*		
No. 1	7-2	.778	No. 1	0-3	.000
No. 2-5:	7-4	.636	No. 2-5:	8-8	.500
No. 6-10:	21-6	.778	No. 6-10:	8-9	.471
No. 11-15:	11-10	.524	No. 11-15:	8-11	.421
No. 16-20:	15-3-1	.789	No. 16-20:	6-5	.545
No. 21-25:	2-4	.333	No. 21-25:	4-4	.500

* since 1993 season

* since 1995 season

17-5 Versus Top-25 Teams Since 2007

Thanks to four wins last season over then-fifth ranked William & Mary, then-13th James Madison, then-14th UMass and ninth-ranked Elon, the Spiders own a sparkling 17-5 record in games versus FCS Top-25 opponents since the 2007 season. Richmond was 4-2 last season, was 7-2 in 2008 and 6-1 in 2007.

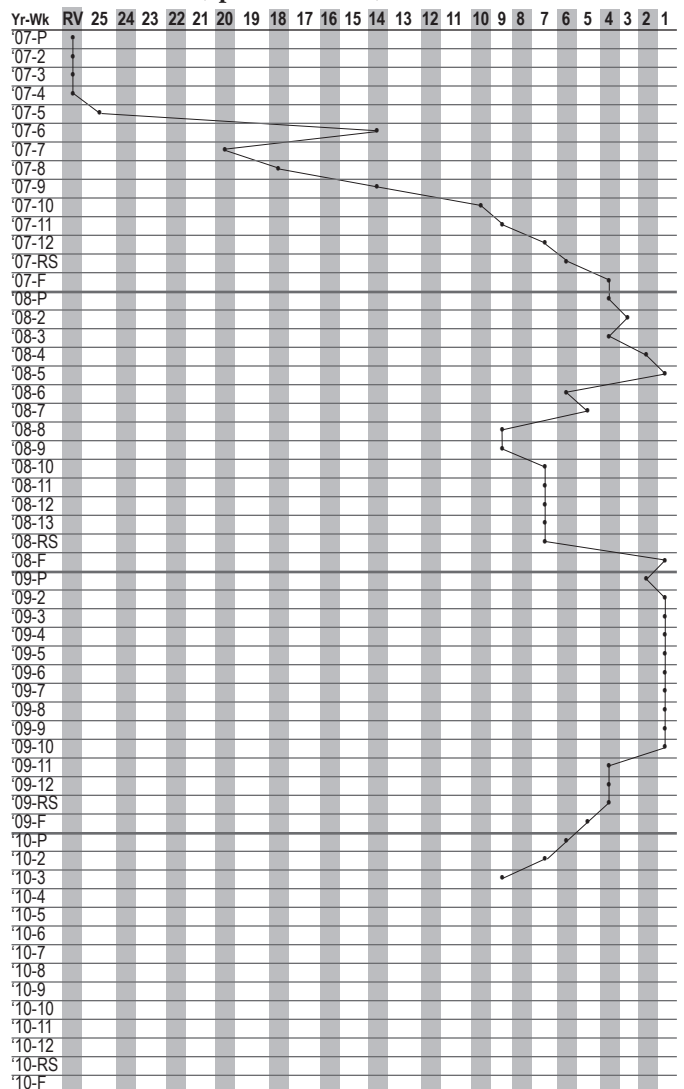
The last four Top-25 losses are by a combined 18 points to teams then-ranked No. 5 Appalachian State (35-31 in 2009), No. 4 Villanova (21-20 in 2009), then-No. 1 JMU (38-31 in 2008) and then-No. 19 Villanova (26-20 in 2008).

Poll Streak Continues

The Sports Network released its 2010 Preseason Poll in mid-August, ranking the Spiders No. 6 in the nation. It marks the 37th-consecutive poll that Richmond has appeared in the Top-10 and 42nd-consecutive poll in the Top-25 -- Richmond streak in the Top-10 is the second-longest in the FCS.

Richmond's Trend In Top-25 Poll

Since 2007 Season (Sports Network)



Richmond Records Breakdown

	2007	2008	2009	2010
Home	6-0	5-1	5-2	
Away	5-3	7-2	6-0	0-1
Natural Grass	8-1	7-2	7-2	0-1
Artificial Surface	3-2	6-1	4-0	
Day Games	9-1	11-3	10-1	
Night Games	2-2	2-0	1-1	0-1
Televised	5-2	6-3	4-2	
vs. Ranked Opponent	6-1	7-2	4-2	
Leading at Half	11-0	11-1	7-1	
Trailing at Half	0-3	1-2	3-1	0-1
Tied at Half	--	1-0	1-0	
Scoring First	8-1	9-2	7-1	
In Overtime	1-0	1-0	0-1	
Score <20 Points	1-1	0-1	3-0	0-1
Score 20+ Points	10-2	11-1	8-2	
Score 30+ Points	9-1	9-1	6-1	
Score 40+ Points	5-0	4-0	3-0	
Opponent Scores <20 Points	7-0	11-1	9-0	
Opponent Scores 20+ Points	4-3	2-1	2-2	0-1
Opponent Scores 30+ Points	2-2	0-1	0-1	0-1
Opponent Scores 40+ Points	1-2	--	--	
Gain <20 First Downs	5-2	6-2	6-0	0-1
Gain 20+ First Downs	6-1	7-1	5-2	
Opponent Gains <20 First Downs	5-2	12-2	10-1	
Opponent Gains 20+ First Downs	6-1	1-1	1-1	0-1
Out-Rush Opponent	10-1	12-1	7-1	
Get Out-Rushed	1-2	1-2	4-1	0-1
Rush Yards Equal	--	--	--	
Rush for <100 Yards	--	0-2	3-1	
Rush for 100+ Yards	11-3	13-1	8-1	0-1
Opponent Rush for <100 Yards	4-1	11-1	9-1	
Opponent Rush for 100+ Yards	7-2	2-2	2-1	0-1
Out-Pass Opponent	4-1	7-2	6-1	
Get Out-Passed	7-2	6-1	5-1	0-1
Pass yds equal	--	--	--	
Pass for <200 Yards	9-3	8-1	7-0	0-1
Pass for 200+ Yards	2-0	5-2	4-2	
Opponent Pass for <200 Yards	7-1	5-2	6-0	
Opponent Pass for 200+ Yards	4-2	8-1	5-2	0-1
Out-Gain Opponent	7-2	11-1	7-1	
Get Out-Gained	4-1	2-2	4-1	0-1
Gain <300 Total Yards	1-0	2-1	4-0	
Gain 300+ Total Yards	10-3	11-2	7-2	0-1
Opponent Gain <300 Yards	5-1	10-1	7-0	
Opponent Gain 300+ Yards	6-2	3-2	4-2	0-1
Commit 0 Turnovers	5-0	5-0	3-1	
Commit <3 Turnovers	11-2	10-2	7-1	0-1
Commit 3+ Turnovers	0-1	2-1	4-1	
Force 0 Turnovers	2-0	1-1	3-0	
Force <3 Turnovers	6-3	7-3	7-2	0-1
Force 3+ Turnovers	5-0	6-0	4-0	
Commit <6 Penalties	7-2	9-2	6-2	
Commit 6+ Penalties	4-1	4-1	5-0	0-1
3rd Down % <25	--	0-1	1-0	
3rd Down % 25-49	5-3	9-1	7-2	0-1
3rd Down % 50+	6-0	4-1	3-0	
Opponent 3rd Down % <25	2-0	2-0	3-0	
Opponent 3rd Down % 25-49	6-0	10-2	8-0	
Opponent 3rd Down % 50+	3-3	1-1	0-2	0-1
Trail Time of Possession	3-1	1-2	--	
Time of Possession Even	--	--	--	
Lead Time of Possession	8-2	12-1	11-2	0-1

2010 CAA Football Glance

	CAA	Pct.	All	Pct.	PF	PA	Strk
Massachusetts	1-0	1.000	2-0	1.000	58	30	W2
James Madison	0-0	.000	2-0	1.000	69	23	W2
Delaware	0-0	.000	2-0	1.000	57	3	W2
William & Mary	0-1	.000	1-1	.500	68	27	W1
Towson	0-0	.000	1-1	.500	64	96	W1
Villanova	0-0	.000	1-1	.500	59	31	W1
New Hampshire	0-0	.000	1-1	.500	49	41	L1
Maine	0-0	.000	1-1	.500	31	26	W1
RICHMOND	0-0	.000	0-1	.000	13	34	L1
Rhode Island	0-0	.000	0-2	.000	25	58	L2

* CAA Champion // # - NCAA Playoffs // ! - NCAA National Champion



2010 Preseason Coaches Poll

- Villanova (17)
- William and Mary
- New Hampshire (2)
- James Madison
- Delaware (1)
- Richmond**
- Maine
- Massachusetts
- Rhode Island
- Towson

2010 Preseason All-Conference Picks

- Sophomore FB Kendall Gaskins
- Senior WR Kevin Grayson
- Junior WR Tre Gray
- Senior OL Drew Lachenmayer
- Senior DL Martin Parker
- Senior LB Eric McBride
- Senior CB Justin Rogers

2009 All-Conference Teams

- First Team**
- Senior OL Matt McCracken
 - Senior OL Michael Silva
 - Junior LB Eric McBride
 - Senior LB Collin McConaghy
 - Junior CB Justin Rogers
 - Senior PR Derek Hatcher
- Second Team**
- Junior WR Kevin Grayson
 - Junior DL Martin Parker
- Third Team**
- Senior QB Eric Ward
 - Senior TB Justin Forte
 - Freshman FB Kendall Gaskins
 - Sophomore WR Tre Gray
 - Junior OL Drew Lachenmayer
 - Senior NG Parker Miles
 - Junior LB Patrick Weldon
 - Senior SS Michael Ireland

2009 CAA Weekly Award Winners From Richmond

Sept. 7	None
Sept. 14	Offensive: QB Eric Ward Rookie: S Darryl Hamilton
Sept. 21	Defensive: DE Nick Battle
Sept. 28	Co-Offensive: QB Eric Ward
Oct. 5	Bye
Oct. 12	None
Oct. 19	Special Teams: PR Derek Hatcher
Oct. 26	Defensive: DB Justin Rogers
Nov. 2	None
Nov. 9	None
Nov. 16	None
Nov. 23	Defensive: DT Martin Parker

2009 CAA Weekly Award Leaders

RICHMOND - 7
William & Mary - 7
James Madison - 7
New Hampshire - 6
Villanova - 6
Delaware - 4
Massachusetts - 4
Northeastern - 4
Hofstra - 3
Maine - 2
Towson - 1
Rhode Island - 1

ROSTER INFORMATION

ALPHABETICAL			NUMERICAL						Hometown / High School / Last College	
No.	Name	Pos.	No.	Name	Pronunciation	Elig.	Pos.	Ht.	Wt.	Hometown / High School / Last College
63	Barnett, RJ	OL	1	Kevin Grayson		R-Sr.	WR	6-3	205	Richmond, Va. / L.C. Bird
37	Barnette, Reggie	DB	2	Max Prokell	Pro-KELL	R-Sr.	DB	6-1	205	Memphis, Tenn. / Memphis Univ. HS
29	Barnette, Stephen	WR	3	Tre Gray	"Tray"	R-Jr.	WR	5-11	180	Cuero, Texas / Cuero
8	Boston, Donte	WR	4	Harry Lee Daniel		R-So.	LB	6-1	215	Richmond, Va. / Highland Springs
46	Boston, George	RB	5	Justin Rogers		R-Sr.	DB	5-10	181	Baton Rouge, La. / Redemptorist
17	Boyer, Chase	LS	6	Colin Pehanick	Pa-HAN-ick	R-Jr.	DB	6-1	205	Charlottesville, Va. / St. Anne's-Belfield
46	Brown, Andrew	LB	7	Aaron Corp		R-Jr.	QB	6-3	200	Villa Park, Calif. / Orange Luth. / Southern Cal
47	Bryer, Ben	FB	8	Donte Boston	Don-TAY	R-Jr.	WR	6-1	200	Richmond, Va. / Varina
41	Carmichael, Darrian	CB	9	Martin Parker		R-Sr.	DL	6-3	300	New Haven, Conn. / Hyde Leadership
96	Conklin, Christian	TE	10	Derek Mayo		R-So.	LB	5-9	215	Hampton, Va. / Kecoughtan
92	Cooley, Casey	DL	11	Darius McMillan		R-So.	LB	5-11	217	Hampton, Va. / Phoebus
7	Corp, Aaron	QB	12	Nick Hicks		R-So.	P	6-0	192	Marietta, Ga. / Kell
74	Cosgrove, Bryan	OL	13	Wil Kamin	Ka-MIHN	So.	K	5-8	161	Weddington, N.C. / Charlotte Christian
4	Daniel, Harry Lee	LB	14	Montel White		Fr.	QB	6-5	216	Surry County, Va. / Surry County
99	Dobyns, Casey	P	15	Jon Thompson		R-Fr.	WR	6-1	180	Radford, Va. / Radford
24	Edwards, Ben	WR	16	Michael Parker		R-Jr.	DB	6-1	216	Oviedo, Fla. / Oviedo
40	Enweze, Lawrence	DB	17	Chase Boyer		So.	LS	6-4	198	Tampa, Fla. / Woodberry Forest (Va.)
88	Finney, Kevin	TE	18	Evan Joseph		R-So.	DB	5-9	185	Signal Mountain, Tenn. / Baylor School
27	Gaskins, Kendall	FB	19	John Laub		R-So.	QB	6-2	214	Coplay, Pa. / Parkland
28	Gonet, Cole	LB	21	Wayne Pettus		Fr.	DB	5-8	165	Detroit, Mich. / Melvindale
76	Goss, Ryan	OL	22	Garrett Wilkins		Jr.	RB	5-9	185	Oviedo, Fla. / Oviedo
23	Graham, Tremayne	DB	23	Tremayne Graham		R-Jr.	DB	5-10	180	Tucker, Ga. / Parkway
3	Gray, Tre	WR	24	Ben Edwards		Fr.	WR	6-0	187	Yorktown, Va. / York
1	Grayson, Kevin	WR	25	James McKinney		Fr.	RB	6-0	190	Round Rock, Texas / Round Rock
26	Hamilton, Darryl	DB	26	Darryl Hamilton		R-So.	DB	5-8	192	Centreville, Va. / Centreville
12	Hicks, Nick	P	27	Kendall Gaskins		So.	FB	6-1	230	Burlington, N.J. / Woodberry Forest (Va.)
42	Holmes, DeShawn	DB	28	Cole Gonet	Ga-NET	R-Fr.	LB	6-2	230	Raleigh, N.C. / Ravenscroft
33	Howell, Doug	DB	29	Stephen Barnette		Fr.	WR	6-4	170	Salem, Va. / Salem
30	Howell, Frank	FB	30	Frank Howell		Sr.	FB	5-11	220	Reston, Va. / George Marshall / Catholic Univ. of America
35	Hurlburt, Chris	FB	31	Eric McBride		R-Sr.	LB	6-2	231	Richmond, Va. / L.C. Bird
77	Jackson, Corey	DL	32	Jovan Smith		R-Fr.	RB	6-0	186	Springfield, Va. / Flint Hill School
18	Joseph, Evan	DB	33	Doug Howell		R-So.	DB	5-9	188	Reston, Va. / George Marshall
13	Kamin, Wil	K	34	Eric Wright		Fr.	LB	6-1	215	Springfield, Va. / Robert E. Lee
90	Kelly, Evan	DL	35	Chris Hurlburt		R-So.	FB	5-11	200	Vienna, Va. / George Marshall
44	Kirchoff, Tyler	RB	36	Christian Parker		R-Fr.	DB	5-9	183	Glen Allen, Va. / Battlefield
65	Lachenmayer, Drew	OL	37	Reggie Barnette		Fr.	DB	6-4	170	Salem, Va. / Salem
95	Landess, Joey	DT	38	Ryan Sweeney		R-Jr.	LB	5-11	218	Garden City, N.Y. / Garden City
19	Laub, John	QB	39	Patrick Weldon		R-Sr.	LB	6-1	222	New Albany, Ohio / New Albany
85	Loughnane, Eric	WR	40	Lawrence Enweze		R-Jr.	DB	5-11	185	Germantown, Md. / Our Lady of Good Counsel
10	Mayo, Derek	LB	41	Darrian Carmichael		R-Fr.	CB	6-1	185	Bowie, Md. / Bishop McNamara
31	McBride, Eric	LB	42	DeShawn Holmes		Fr.	DB	5-10	175	Richmond, Va. / Highland Springs
25	McKinney, James	RB	43	Brandon Scott		R-Fr.	DE	6-5	228	Dumfries, Va. / Forest Park
11	McMillan, Darius	LB	44	Tyler Kirchoff		R-Sr.	RB	5-10	205	Ridgefield, Conn. / Ridgefield
50	Miller, Jack	DE	45	Tyler Sullivan		R-Sr.	LB	6-0	230	Flower Mound, Texas / Flower Mound Marcus
79	Muldrow, Richard	OL	46	George Boston		R-Fr.	RB	6-1	210	Brooklyn, N.Y. / Asheville School (N.C.)
36	Parker, Christian	DB	46	Andrew Brown		Fr.	LB	6-1	215	Forest, Va. / Jefferson Forest
9	Parker, Martin	DL	47	Ben Bryer		R-Jr.	FB	6-1	233	West Chester, Pa. / Malvern Prep
16	Parker, Michael	DB	48	Chris Speros	Spear-os	R-Fr.	DB	5-11	185	Great Falls, Va. / Gonzaga College HS
6	Pehanick, Colin	DB	49	Pierre Wynn	"Win"	R-So.	DL	6-1	240	Hampton, Va. / Hampton
21	Pettus, Wayne	DB	50	Jack Miller		Fr.	DE	6-3	210	Richmond, Va. / Trinity Episcopal
97	Pierce, Jacob	DE	52	Sean Ryan		Fr.	LB	6-3	210	Brooklyn, N.Y. / Poly Prep
78	Poplaski, Mike	OL	54	Jacob Ruby		Fr.	OL	6-8	290	London, Ontario / Medway / Fork Union Military Aca.
2	Prokell, Max	DB	62	Rashad Winston		Fr.	DT	6-1	252	Richmond, Va. / Highland Springs
66	Quezada, Shaun	OL	63	RJ Barnett		Fr.	OL	6-3	287	Ft. Lauderdale, Fla. / Calvary Christian Academy
5	Rogers, Justin	DB	65	Drew Lachenmayer	Lack-in-mayer	R-Sr.	OL	6-2	286	Plainsboro, N.J. / West Windsor-Plainsboro South
83	Roller, Sam	TE	66	Shaun Quezada	Ka-Zada	R-So.	OL	6-3	235	Raleigh, N.C. / Wakefield
54	Ruby, Jacob	OL	67	Joe Thieret	There-IT	R-Fr.	OL	6-6	288	Essex Junction, Vt. / Essex
52	Ryan, Sean	LB	70	Kevin Westervelt		R-Jr.	OL	6-6	290	Ellicott City, Md. / Mount Hebron
72	Sakoian, Jason	OL	71	Jimmy Speros	Spear-os	R-Fr.	OT	6-6	270	Great Falls, Va. / Flint Hill School
80	Scherer, Matt	WR	72	Jason Sakoian		R-Jr.	OL	6-5	287	Upper St. Clair, Pa. / Upper St. Clair
73	Schmitz, Kurt	OL	73	Kurt Schmitz		Fr.	OL	6-4	255	Haskell, N.J. / Don Bosco Prep
43	Scott, Brandon	DE	74	Bryan Cosgrove		Fr.	OL	6-5	250	Hawley, Pa. / Wallenpaupack
94	Shields, Chris	DL	75	Mark Speir	"Spear"	R-Fr.	OT	6-6	280	McDonough, Ga. / Union Grove
32	Smith, Jovan	RB	76	Ryan Goss		R-Jr.	OL	6-5	302	Dunn Loring, Va. / George Marshall
84	Snipes, Marcus	WR	77	Corey Jackson		R-Jr.	DL	6-2	280	Clover, Va. / Halifax
89	Sparks, Walt	LS	78	Mike Poplaski		So.	OL	6-5	290	Mechanicsburg, Pa. / Mechanicsburg
75	Speir, Mark	OT	79	Richard Muldrow		Jr.	OL	6-7	300	York, Pa. / William Penn / Rutgers
48	Speros, Chris	DB	80	Matt Scherer	Scheer-ER	Fr.	WR	6-0	170	Potomac, Md. / Thomas S. Wootton
71	Speros, Jimmy	OT	81	Hunter Westfall		Fr.	TE	6-6	220	Charlotte, N.C. / Myers Park
45	Sullivan, Tyler	LB	83	Sam Roller		R-Fr.	TE	6-4	230	Charlottesville, Va. / Monticello
38	Sweeney, Ryan	LB	84	Marcus Snipes		Fr.	WR	6-1	175	Severn, Md. / Meade
67	Thieret, Joe	OL	85	Eric Loughnane	Lock-NANE	R-So.	WR	6-0	180	Rochboro, Pa. / Archbishop Wood
15	Thompson, Jon	WR	86	Parker Tuck		R-Fr.	WR	6-0	190	Glen Allen, Va. / Deep Run
86	Tuck, Parker	WR	88	Kevin Finney		R-So.	TE	6-6	240	Lake Bluff, Ill. / Lake Forest
39	Weldon, Patrick	LB	89	Walt Sparks		Fr.	LS	6-2	225	Greensboro, N.C. / Ragsdale
70	Westervelt, Kevin	OL	90	Evan Kelly		Fr.	DL	6-2	270	Pittsburgh, Pa. / Seton LaSalle
81	Westfall, Hunter	TE	92	Casey Cooley		R-Sr.	DL	6-3	254	McKinney, Texas / McKinney
14	White, Montel	QB	93	Kerry Wynn	"Win"	R-Fr.	DE	6-5	215	Louisva, Va. / Louisva County
22	Wilkins, Garrett	RB	94	Chris Shields		R-Jr.	DL	6-1	240	Virginia Beach, Va. / Ocean Lakes
62	Winston, Rashad	DT	95	Joey Landess		Fr.	DT	6-4	240	Dallas, Texas / Highland Park
34	Wright, Eric	LB	96	Christian Conklin		Fr.	TE	6-3	225	Midlothian, Va. / Clover Hill
93	Wynn, Kerry	DE	97	Jacob Pierce		R-Fr.	DE	6-4	245	Lynchburg, Va. / Virginia Episcopal
49	Wynn, Pierre	DL	99	Casey Dobyns		Jr.	P	6-4	195	Highland, Md. / Georgetown Prep / Georgetown

WR	1	Kevin Grayson	R-Sr.	6-3	205	Needs 267 more receiving yards for the UR career record
	15	Jon Thompson	R-Fr.	6-1	180	Redshirted as a true freshman in 2009
LT	76	Ryan Goss	R-Jr.	6-5	302	Playing LT due to Kevin Westervelt injury
	67	Joe Thieret	R-Fr.	6-6	288	Redshirted as a true freshman in 2009
LG	72	Jason Sakoian	R-Jr.	6-5	287	Has played in 4 games in college career -- first career start at UVa
	78	Mike Poplaski	So.	6-5	290	Played as a true freshman TE in 2009
C	65	Drew Lachenmayer	R-Sr.	6-2	286	Only returning starter from Richmond's 2009 O-line
	71	Jimmy Speros	R-Fr.	6-6	270	Redshirted as a true freshman in 2009
RG	75	Mark Speir	R-Fr.	6-6	280	Is the only redshirt freshman starter on the two-deep
	78	Mike Poplaski	So.	6-5	290	Played as a true freshman TE in 2009
RT	79	Richard Muldrow	R-Jr.	6-7	300	Transferred from Rutgers this off-season
	72	Jason Sakoian	R-Jr.	6-5	287	Has played in 3 games in college career
TE	88	Kevin Finney	R-So.	6-6	240	Three catches for 40 yards in 2009
	83	Sam Roller	R-Fr.	6-4	230	Redshirted as a true freshman in 2009
WR	3	Tre Gray	R-Jr.	5-11	180	2009 All-CAA Football pick... Team's leading rec. in '09 (713 yds)
	8	Donte Boston	R-Jr.	6-1	200	Third on team in rec. in '09 (494 yds.) ... Tied team-high in TD (4)
FB	27	Kendall Gaskins	So.	6-0	210	70-yd TD run at UVa -- his 7th career rushing TD (8th total TD)
	30	Frank Howell	Sr.	5-11	220	Switches from LB to FB for 2010
RB	22	Garrett Wilkins	Jr.	5-9	185	593 yds. rushing, 137 yds. receiving in career ... 5 career TDs
	44	Tyler Kirchoff	R-Sr.	5-10	205	199 yards, 4 rushing TDs in 2009
	32	Jovan Smith	R-Fr.	6-0	186	Redshirted as a true freshman in 2009
QB	7	Aaron Corp	R-Jr.	6-3	200	Transfer from Southern Cal ... Named starter on Aug. 24
	19	John Laub	R-So.	6-2	214	Backed up now-graduated Eric Ward in 2009
DL	43	Brandon Scott	R-Fr.	6-5	228	Redshirted as a true frosh in 2009 ... Made first career start at UVa
	92	Casey Cooley	R-Sr.	6-3	254	Missed all of 2008 with injury ... 13 tackles in 17 career games
DL	77	Corey Jackson	R-So.	6-2	280	18 tackles in 19 career games
	94	Chris Shields	R-Jr.	6-1	240	5 tackles in 7 career games
DL	9	Martin Parker	R-Sr.	6-3	300	Preseason Buchanan Award watch list ... 15.5 TFL, 6.5 sacks in '09
	97	Jacob Pierce	R-Fr.	6-4	245	Redshirted as a true freshman in 2009
DL	93	Kerry Wynn	R-Fr.	6-5	215	Redshirted as a true freshman in 2009 ... First career sack at UVa
	49	Pierre Wynn	R-So.	6-1	240	5 tackles, 2.0 TFL in 2009
LB	39	Patrick Weldon	R-Sr.	6-1	222	Leading returning tackler from 2009 (94) -- All-CAA pick in '09
	10	Derek Mayo	R-So.	5-9	215	His older brother Jerod is LB for Patriots & Deron is LB at ODU
LB	11	Darrius McMillan	R-So.	5-11	217	Replaces three-year starter Collin McConaghy at MLB
	45	Tyler Sullivan	R-Sr.	6-0	230	120 tackles in 36 career games
LB	31	Eric McBride	R-Sr.	6-2	231	Preseason Buchanan Award watch list ... started 43-straight gms
	4	Harry Lee Daniel	R-So.	6-1	215	Switched from WR to LB in 2010 Spring
CB	23	Tremayne Graham	R-So.	5-10	180	Two TDs in '09 (32-yd INT ret. at Towson; 94-yd KO ret. at GTwn)
	21	Wayne Pettus	Fr.	5-8	165	One of four true frosh to see action at UVa
FS	26	Darryl Hamilton	R-So.	5-8	192	32 tackles ... 1 INT (returned 33 yds. for TD at Towson) in '09
	33	Doug Howell	R-So.	5-9	188	His brother is FB Frank Howell
SS	2	Max Prokell	R-Sr.	6-1	205	Converted from WR to S at the start of 2010 Training Camp
	6	Colin Pehanick	R-Jr.	6-1	205	Has played 27 career games -- key special teams contributor in '09
CB	5	Justin Rogers	R-Sr.	5-10	181	Preseason Buchanan Award watch list ... 10 career INTs
	18	Evan Joseph	R-So.	5-9	185	Saw action in 4 games in '09 on special teams
K	13	Wil Kamin	So.	5-8	161	Made first two career FGs -- 36 and 41 yards at UVa
	99	Casey Dobyns	Jr.	6-4	195	Transferred from Georgetown in off-season
P	12	Nick Hicks	R-So.	6-0	192	Converted QB ... Boomed career-best 63-yard punt at UVa
	99	Casey Dobyns	Jr.	6-4	195	Transferred from Georgetown in off-season
PR	3	Tre Gray	R-Jr.	5-11	180	6 KO returns in 2009... 17.0 yds/return
	22	Garrett Wilkins	Jr.	5-9	185	0 career punt returns
KR	5	Justin Rogers	R-Sr.	5-10	181	Needs 258 more KO return yards for CAA Football career record
	23	Tremayne Graham	R-Jr.	5-10	180	Team's fastest player
LS	17	Chase Boyer	So.	6-4	198	Was long-snapper as true freshman
SS	89	Walt Sparks	Fr.	6-2	225	One of four true frosh to see action at UVa
H	19	John Laub	R-So.	6-2	214	Back-up QB

Career Participation

CS = Consecutive starts

Name	2010 G/GS	Career G/GS	CS
D. Boston	-/-	22/-	-
C. Boyer	1/-	7/-	-
B. Bryer	-/-	6/-	-
C. Cooley	1/-	17/1	-
A. Corp	1/1	1/1	1
H. Daniel	1/-	3/-	-
B. Edwards	1/-	1/-	-
L. Enweze	-/-	6/-	-
K. Finney	1/1	13/2	1
K. Gaskins	1/1	14/1	1
C. Gonet	1/-	1/-	-
R. Goss	1/1	25/1	1
T. Graham	1/1	30/1	1
T. Gray	1/1	30/16	1
K. Grayson	1/-	41/35	-
D. Hamilton	1/1	14/2	1
N. Hicks	1/-	4/-	-
D. Howell	1/-	10/-	-
F. Howell	1/-	4/-	-
C. Hurlburt	-/-	1/-	-
C. Jackson	1/1	20/1	1
E. Joseph	1/-	5/-	-
W. Kamin	1/-	9/-	-
E. Kelly	1/-	1/-	-
T. Kirchoff	1/-	28/1	-
D. Lachenmayer	1/1	33/30	30
J. Laub	1/-	6/-	-
E. Loughnane	1/-	2/-	-
D. Mayo	1/-	13/-	-
E. McBride	1/1	44/44	44
D. McMillan	1/1	14/1	1
Ma. Parker	1/1	44/43	23
Mi. Parker	1/-	20/-	-
J. Pierce	1/-	1/-	-
R. Muldrow	1/1	1/1	1
C. Pehanick	1/-	29/-	-
W. Pettus	1/-	1/-	-
M. Poplaski	1/-	8/-	-
M. Prokell	1/1	34/2	1
J. Rogers	1/1	42/29	27
S. Roller	1/-	1/-	-
J. Sakoian	1/1	7/1	1
B. Scott	1/1	1/1	1
J. Smith	1/-	1/-	-
W. Sparks	1/-	1/-	-
M. Speir	1/1	1/1	1
C. Shields	1/-	8/-	-
T. Sullivan	1/-	36/20	-
R. Sweeney	1/-	8/-	-
J. Thompson	1/-	1/-	-
P. Weldon	1/1	44/22	7
K. Westervelt	-/-	16/-	-
G. Wilkins	1/1	26/2	1
K. Wynn	1/1	1/1	1
P. Wynn	1/-	4/-	-

#1 Kevin Grayson

*R-Sr. • WR • 6-3 • 205
Richmond, Va. (L.C. Bird HS)*



2010 Bullet Points

- Preseason All-CAA Football selection
- Currently ranked third on Richmond's all-time receiving list with 2,403 yards... Needs 267 more yards to break the all-time record of 2,669 held by Leland Melvin (1982-85)
- Currently ranked second in all-time receptions (181), 10th in TD catches (10) and fourth in career 100-yard games (six)
- Honored in 2009 as one of 22 players nationwide on the 2009 AllState/AFCA Good Works Team

Updated Career Receiving Stats

Year	G	Rec.	Yds.	YPC	TD	Long	YPG
2007	12	68	970	14.3	7	35	80.8
2008	15	61	853	14.0	3	80	56.9
2009	13	48	545	11.4	2	43	41.9
2010	1	4	35	8.8	0	16	35.0
Totals	41	181	2,403	13.3	12	80	58.6

Career Highs

Receptions: 11 at Delaware, 11/10/07
 Receiving Yards: 122 at Appalachian State, 12/7/07
 Receiving TD: 2, twice, last at Appalachian State, 12/7/07
 Long Catch: 80 yards (for TD) at Elon, 8/30/08
 Blocked Kick: 1 at Delaware, 9/12/09 (FG)

Career 100-Yard Receiving Games

Date	No.	Yds.	Avg.	TD
1. 9-22-07 at Bucknell	6	118	19.7	0
2. 9-29-07 vs. New Hampshire	10	111	11.1	0
3. 11-10-07 at Delaware	11	111	10.1	2
4. 12-7-07 at Appalachian State	7	122	17.4	2
5. 8-30-08 at Elon	7	121	17.3	1
6. 9-6-08 at Virginia	8	111	13.9	0
7. 11-29-08 vs. Eastern Kentucky	5	107	21.4	1

#3 Tre Gray

*R-Jr. • WR • 5-11 • 180
Cuero, Texas (Cuero)*



2010 Bullet Points

- Preseason All-CAA Football selection
- Spiders leading WR at Virginia with 8 catches for 91 yards -- opened game with 30-yd catch on 1st play
- Third Team All-CAA Football in 2009

Updated Career Receiving Stats

Year	G	Rec.	Yds.	YPC	TD	Long	YPG
2008	16	59	723	12.3	4	51	45.2
2009	13	51	713	14.0	4	44	54.8
Totals	29	110	1,436	13.1	8	51	49.5

Career Highs

Receptions: 7, twice, last vs. William & Mary, 11/21/09
 Receiving Yards: 112 vs. VMI, 9/26/08
 Receiving TDs: 2 vs. Eastern Kentucky, 11/29/08
 Long Catch: 51 yards vs. James Madison, 10/11/08


Career 100-Yard Receiving Games

Date	No.	Yds.	Avg.	TD
1. 9-26-09 vs. VMI	6	112	18.7	1

Preseason All-America **Buck Buchanan Watch List**

#5 Justin Rogers

*R-Sr. • KR/DB • 5-10 • 181
Baton Rouge, La. (Redemptorist HS)*



2010 Bullet Points

- Returns as for his senior year as one of top cover corners in the FCS
- Named to the preseason "watch list" for the Buck Buchanan Award, which is presented annually to the top defensive player in the FCS
- Preseason All-CAA Football selection... Preseason All-America pick by Phil Steele
- Holds the Spiders' career record for KO return yards (2,176) and needs just 258 more yards to break the CAA Football all-time record of 2,433 held by Villanova's Brian Westbrook (1997-01)
- Stands seventh on Richmond's all-time interceptions list with 10
- Started on both sides of the ball at Virginia -- at WR and CB ... marked his first career offensive start
- Amassed 121 all-purpose yards at UVa -- 74 KO return, 39 punt return, eight rushing

Updated Career Kickoff Return Stats

Year	G	KR	Yds.	TD	Long	YPR	YPG
2007	12	33	1,002	2	93	30.4	83.5
2008	16	34	702	0	46	20.6	43.9
2009	13	22	398	0	35	18.1	30.6
2010	1	3	74	0	25	24.7	74.0
Totals	42	92	2,176	2	93	23.7	51.8

Updated Career Defensive Stats

Year	G	UT	AT	TT	TFL	Sacks	PD	FF	FR	Blk	INT	TD
2007	12	19	5	24	0.5-6	0.5	2	0	0	0	0-0	0
2008	16	41	14	55	4.0-7	0.0	20	1	1	1	7-116	2
2009	13	16	14	30	1.5-3	0.5	11	0	1	0	3-11	0
2010	1	6	1	7	0.0-0	0.0	0	0	0	0	0-0	0
Totals	41	74	35	109	6.0-16	0.5	33	1	2	1	10-127	2

Career Highs

Total Tackles: 8, twice, last at Villanova, 9/27/08
 Kickoff Return Yards: 222 vs. New Hampshire, 9/29/07
 Long KO Return: 93 yards (TD) vs. Vanderbilt, 9/1/07
 KO Return for TD: 1, twice, last vs. New Hampshire, 9/29/07
 Interceptions: 2, twice, last at William & Mary, 11/22/08
 Long Interception Return: 68 yards (TD) vs. Towson, 9/13/08
 Fumble Recoveries: 1, twice, last vs. Massachusetts, 10/24/09
 Punt Return Yards: 55 yards at Massachusetts, 10/18/08
 Long Punt Return: 45 yards at Massachusetts, 10/18/08

#7 Aaron Corp

R-Jr. • QB • 6-3 • 200

Villa Park, Calif. (Orange Lutheran / Southern Cal)



2010 Bullet Points

- Earned the starting QB job in Training Camp after transferring from Southern California in the off-season
- Takes over at QB for the Spiders following the graduation of four-year starter Eric Ward
- Finished the Virginia game 18-of-32 passing for 183 yards ... also rushed three times for 23 yards (long run of 32 yards)
- Parade All-America in high school ... slated to be USC's starter in 2008 before breaking his leg in the preseason

Career Passing Stats (at Richmond)

Year	G	Com.	Att.	Int.	Pct.	Yds.	YPG	TD	Long	Effic.
2010	1	18	32	1	56.2	183	183.0	0	32	98.0
Totals	1	18	32	1	56.2	183	183.0	0	32	98.0

Career Highs

Pass Attempts: 32, at Virginia, 9/4/10
 Completions: 18, at Virginia, 9/4/10
 Passing Yards: 183, at Virginia, 9/4/10
 Passing TDs: --
 Long Pass: 32 yards, at Virginia, 9/4/10
 Rushing Attempts: 3, at Virginia, 9/4/10
 Rushing Yards: 23, at Virginia, 9/4/10
 Rushing TDs: --
 Long Rush: 32 yards, at Virginia, 9/4/10
 Passer Rating: 98.0, at Virginia, 9/4/10

#8 Donte Boston

R-Jr. • WR • 6-1 • 200
 Richmond, Va, (Varina HS)



2010 Bullet Points

- Did not play Virginia game (coach's decisions)

Updated Career Receiving Stats

Year	G	Rec.	Yds.	YPC	TD	Long	YPG
2008	9	9	83	9.2	0	13	9.2
2009	13	33	494	15.0	4	53	38.0
2010	--	--	--	--	--	--	--
Totals	22	42	577	13.7	4	53	26.2

Career Highs

Receptions: 7 vs. VMI, 9/26/09
 Receiving Yards: 125 vs. VMI, 9/26/09
 Receiving TD: 1, 4x, last at Georgetown, 11/14/09
 Long Catch: 53 yards vs. VMI, 9/26/09
 Long TD Catch: 53 yards vs. VMI, 9/26/09

Career 100-Yard Receiving Games

Date	No.	Yds.	Avg.	TD
1. 9-26-09 vs. VMI	7	125	17.9	1

Preseason All-America **Buck Buchanan Watch List**

#9 Martin Parker

Captain • R-Sr. • DT • 6-3 • 300
 New Haven, Conn. (Hyde Leadership School)



2010 Bullet Points

- 2010: Preseason All-CAA Football selection...
 Preseason All-America by Phil Steele... Named to preseason "watch list" for Buck Buchanan Award, presented annually to the top defensive player in the FCS
- His average of 1.19 TFL/game from 2009 is tops among CAA Football returning players.
 - Made four tackles (one TFL) at Virginia

Updated Career Defensive Stats

Year	G	UT	AT	TT	TFL	Sacks	PD	FF	FR	Int.	TD
2007	14	29	32	61	9.0-25	3.0-11	0	3	3	0-0	0
2008	16	23	33	56	8.0-25	4.0-15	3	1	1	0-0	0
2009	13	29	46	75	15.5-53	6.5-38	1	2	0	0-0	0
2010	1	2	2	4	1.0-1	0.0-0	0	0	0	0-0	0
Totals	44	83	113	196	33.5-104	13.5-64	4	6	4	0-0	0

Career Highs

Total Tackles: 15 at Delaware, 11/10/07
 Sacks: 2.0, at Maine, 10/17/09
 Tackles for Loss: 4.0 at Maine, 10/17/09
 Fumble Recovery: 1, twice, vs. EKV, 11/29/08

#22 Garrett Wilkins

*Junior • RB • 5-9 • 185
Oviedo, Fla. (Oviedo HS)*



2010 Bullet Points

- Richmond's starting RB at Virginia

Updated Career Rushing Stats

Year	G	Att.	Yds.	TD	Long	YPG
2008	12	64	311	2	24	25.9
2009	13	61	282	2	57	21.7
2010	1	10	10	0	7	10.0
Totals	26	135	603	4	57	23.2

Updated Career Receiving Stats

Year	G	Rec.	Yds.	YPC	TD	Long	YPG
2008	12	3	37	12.3	1	27	3.1
2009	13	17	100	5.9	0	34	7.7
2010	1	2	14	7.0	0	9	14.0
Totals	26	22	151	6.9	1	34	5.8

Career Highs

Rushing Attempts: 17 vs. Georgetown, 10/25/08
 Rushing Yards: 87 at VMI, 10/4/08
 Rushing TDs: 2 vs. Georgetown, 10/25/08
 Long Rush: 57 yards at Maine, 10/17/09
 Receptions: 3, at James Madison, 10/10/09
 Receiving Yards: 34 yards at Duke, 9/5/09
 Receiving TDs: 1 vs. Montana, 12/19/08
 Long Catch: 34 yards at Duke, 9/5/09

#23 Tremayne Graham

*R-Jr. • DB • 5-10 • 180
Tucker, Ga. (Parkview)*



2010 Bullet Points

- Was in on seven tackles and recovered his first career fumble in the Virginia game

Updated Career Defensive Stats

Year	G	UT	AT	TT	TFL	Sacks	PD	FF	FR	INT	TD
2008	15	12	5	17	1.0-6	0.0-0	0	1	0	0-0	0
2009	13	22	16	38	3.5-10	1.0-6	6	0	0	2-47	1
2010	1	6	1	7	0.0-0	0.0-0	0	0	1	0-0	0
Totals	28	34	21	55	4.5-16	1.0-6	6	1	0	2-47	1

Updated Career Kickoff Return Stats

Year	G	KR	Yds.	TD	Long	YPR	YPG
2008	15	1	8	0	8	8.0	0.5
2009	13	12	303	1	94	25.2	23.3
2010	1	1	35	0	35	35.0	35.0
Totals	29	14	346	1	94	24.7	11.9

Career Highs

Total Tackles: 8 vs. Elon, 11/28/09
 Sacks: 1.0 vs. Villanova, 11/7/09
 Tackles For Loss: 1.0, 3x, last vs. Villanova, 11/7/09
 Fumble Recoveries: 1, vs. Virginia, 9/4/10
 Interceptions: 1, twice, last vs. William & Mary, 11/21/09
 Interception Return: 32 yards (for TD) at Towson, 10/31/09
 Kickoff Return: 94 yards (for TD), at Georgetown, 11/14/09

#27 Kendall Gaskins

*Sophomore • FB • 6-1 • 230
Burlington, N.J. (Woodberry Forest, Va.)*



2010 Bullet Points

- Preseason All-CAA Football selection
- Rushed eight times for 89 yards and a TD at Virginia... That included a career-best 70-yard TD in the first quarter.
- His 89 yards rushing at UVa nearly matched his rushing total from all of 2009 (93 yards).
- Third Team All-CAA Football pick in 2009

Updated Career Rushing Stats

Year	G	Att.	Yds.	TD	Long	YPG
2009	13	38	93	6	10	7.2
2010	1	8	89	1	70	89.0
Totals	14	46	182	7	70	13.0

Updated Career Receiving Stats

Year	G	Rec.	Yds.	YPC	TD	Long	YPG
2009	13	1	10	10.0	1	10	0.8
2010	1	2	34	17.0	0	32	34.0
Totals	14	3	44	14.7	1	32	3.1

Career Highs

Rushing Attempts: 9 at Towson, 10/31/09
 Rushing Yards: 89 at Virginia, 9/4/10
 Rushing TDs: 2 at Towson, 10/31/09
 Long Rush: 70 yards, at Virginia, 9/4/10 (TD)
 Receptions: 2 at Virginia, 9/4/10
 Receiving Yards: 34 at Virginia, 9/4/10
 Receiving TDs: 1 at Towson, 10/31/09
 Long Catch: 32 yards, at Virginia, 9/4/10

****Buck Buchanan Watch List****

#31 Eric McBride

*Captain • R-Sr. • LB • 6-2 • 231
Richmond, Va. (L.C. Bird HS)*



2010 Bullet Points

- Preseason All-CAA Football selection
- Named to preseason "watch list" for the 2010 Buck Buchanan Award, presented annually to the top defensive player in the FCS
- Preseason All-Conference selection by Phil Steele
- Is currently riding the CAA Football's longest active streak of 44-consecutive starts -- has not missed a start in his college career
- Currently ranked 10th at Richmond in career tackles (339)
- Recorded a game-high 12 tackles at Virginia, which moved him to the 10th on the Spiders' all-time list
- First Team All-CAA Football selection and First Team All-America selection by College Sporting News in 2009

Updated Career Defensive Stats


Year	G	UT	AT	TT	TFL	Sacks	PD	FF	FR	Blk	INT	TD
2007	14	63	63	126	6.0-27	2.5-17	0	2	1	0	0-0	0
2008	16	49	59	108	6.5-18	2.0-9	4	1	0	0	2-21	0
2009	13	36	57	93	3.5-13	1.0-5	4	3	4	0	0-0	0
2010	1	7	5	12	1.0-1	0.0-0	0	0	0	0	0-0	0
Totals	44	152	187	339	17.0-59	5.5-31	8	6	5	0	2-21	0

Career Highs

Total Tackles: 16 vs. Rhode Island, 10/20/07
Tackles for Loss: 2.5 vs. William & Mary, 11/17/07
Sacks: 1.0, 4x, last at Hofstra, 11/8/08
Fumble Recovery: 1, 5x, last vs. App. State, 12/5/09
Fumble Return: 36 yards, vs Hofstra, 9/19/09

#39 Patrick Weldon

*R-Sr. • LB • 6-0 • 222
New Albany, Ohio (New Albany HS)*



Bullet Points

- Made five tackles at Virginia
- CAA Football Academic All-Conference Team and Third Team All-CAA Football selection at linebacker in 2009

Updated Career Defensive Stats

Year	G	UT	AT	TT	TFL	Sacks	PD	FF	FR	Int.	TD
2007	14	11	9	20	2.0-3	0.0-0	1	0	1	1-44	0
2008	16	51	41	92	13.0-45	2.0-17	7	2	0	3-34	0
2009	13	49	45	94	5.5-14	1.0-9	7	1	0	2-72	0
2010	1	4	1	5	0.0-0	0.0-0	0	0	0	0-0	0
Totals	44	114	97	211	20.5-62	3.0-26	15	3	1	6-150	0

Career Highs

Total Tackles: 13, vs. Appalachian State, 12/5/09
Tackles for Loss: 4.0, at Appalachian State, 12/6/08
Sacks: 1.0, 3x, last at at Maine, 10/17/09
Fumble Recovery: 1 vs. William Mary, 11/17/07
Interceptions: 1, 6x, last vs. Villanova, 11/7/09
INT Return: 70 yards vs. Villanova, 11/7/09

#44 Tyler Kirchoff

*R-Sr. • RB • 5-10 • 205
Ridgefield, Conn. (Ridgefield)*



Bullet Points

2009: Played in all 13 games... Finished his true sophomore season with 61 carries for 282 yards and two TDs... Was the Spiders' third-leading rusher behind senior RB Justin Forte and senior QB Eric Ward... Also a valuable asset as a receiver with 17 catches for 100 yards... Broke off a career-best 57-yard TD run at Maine -- it was his first TD of the season and the team's longest rush from scrimmage in 2009... Also scored in the Georgetown win... Established a new career-high with three catches in the James Madison win... His career-best 34-yard reception came in the Duke win.

Updated Career Rushing Stats

Year	G	Att.	Yds.	TD	Long	YPG
2007	1	0	0	0	0	0.0
2008	13	22	63	2	13	4.8
2009	13	45	190	4	14	14.6
2010	1	4	14	0	8	14.0
Totals	28	71	267	6	14	9.5

Updated Career Receiving Stats

Year	G	Rec.	Yds.	YPC	TD	Long	YPG
2007	1	0	0	0.0	0	0	0.0
2008	13	0	0	0.0	0	0	0.0
2009	13	2	3	1.5	0	4	0.2
2010	1	0	0	0.0	0	0	0.0
Totals	27	2	3	1.5	0	4	0.1

Career Highs

Rushing Attempts: 10, twice, at Gtown, 11/14/09
Rushing Yards: 57 at Georgetown, 11/14/09
Rushing TD: 2 at VMI, 10/4/08

#2 - MAX PROKELL - S

Receptions: 4 at Georgetown, 11/14/09
 Receiving Yards: 68 at Georgetown, 11/14/09
 Receiving TDs: 1, twice, last at Georgetown, 11/14/09
 Total Tackles: 5 at Virginia, 9/4/10
 Interceptions: --
 Fumble Recovery: --

#6 - COLIN PEHANICK - DB

Total Tackles: 3 at VMI, 10/4/08
 Interceptions: --
 Fumble Recovery: 1 at VMI, 10/4/08 (TD)

#10 - DEREK MAYO - LB

Total Tackles: 1, 4x, last at Georgetown, 11/14/09
 Interceptions: --
 Forced Fumble: --

#11 - DARIUS McMILLAN - LB

Total Tackles: 6 at Maine, 10/17/09
 Sacks: 1.0 vs. Hofstra, 9/19/09
 Tackles for Loss: 1.0 vs. Hofstra, 9/19/09
 Interceptions: --
 Forced Fumble: --

#12 - NICK HICKS - P/QB

Punts: 65 at Virginia, 9/4/10
 Long: 63 at Virginia, 9/4/10
 Punting Average: 41.2 vs. App. State, 12/5/09
 Punts Inside 20: 3, twice, last at Virginia, 9/4/10

#16 - MICHAEL PARKER - LB

Total Tackles: 4 vs. Georgetown, 10/25/08
 Interceptions: --
 Fumble Recovery: --

#18 - EVAN JOSEPH - CB

Total Tackles: 1 at Virginia, 9/4/10
 Interceptions: --
 Fumble Recovery: --

#19 - JOHN LAUB - QB

Pass Attempts: 15 at Georgetown, 11/14/09
 Completions: 9 at Georgetown, 11/14/09
 Pass Yards: 122 at Georgetown, 11/14/09
 Passing TDs: --
 Rushing Attempts: 4 at Georgetown, 11/14/09
 Rushing Yards: 31 at Georgetown, 11/14/09
 Rushing TDs: 1 at Georgetown, 11/14/09

#21 - WAYNE PETTUS - DB

Total Tackles: 1 at Virginia, 9/4/10
 Interceptions: --
 Tackles for Loss: --

#24 - BEN EDWARDS - WR

Receptions: --
 Receiving Yards: --
 Receiving TDs: --

#26 - DARRYL HAMILTON - S

Total Tackles: 4, 5x, last at Virginia, 9/4/10
 Tackles for Loss: 1.0 vs. Elon, 11/28/09
 Interceptions: 1, at Delaware, 9/12/09
 Interception Return Yards: 33, at Delaware, 9/12/09
 Forced Fumble: 1, at Delaware, 9/12/09

#33 - DOUG HOWELL - LB

Total Tackles: 4, vs. Hofstra, 9/19/09
 Sacks: --
 Forced Fumble: --
 Fumble Recovery: --

#40 - LAWRENCE ENWEZE - DB

Total Tackles: 2, twice, last vs. Georgetown, 10/25/08
 Interceptions: --
 Tackles for Loss: --

#43 - BRANDON SCOTT - DL

Total Tackles: 3 at Virginia, 9/4/10
 Sacks: --
 Tackles for Loss: --
 Interceptions: --
 Forced Fumble: 1 at Virginia, 9/4/10

#45 - TYLER SULLIVAN - LB

Total Tackles: 11 at Wofford, 12/1/07
 Sacks: 1.5 vs. W&M, 11/17/07
 Interceptions: --
 Forced Fumble: --

#47 - BEN BRYER - FB

Rushing Attempts: 2 at Georgetown, 11/14/09
 Rushing Yards: 18 at Georgetown, 11/14/09
 Rushing TD: --

#49 - PIERRE WYNN - DL

Total Tackles: 3 at Georgetown, 11/14/09
 Tackles for Loss: 2.0 at Georgetown, 11/14/09
 Sacks: --
 Interceptions: --

#50 - RYAN SWEENEY - LB

Total Tackles: 5 vs. Georgetown, 10/25/08
 Sacks: --
 Tackles for Loss: 1.5 vs. Georgetown, 10/25/08
 Fumble Recovery: 1 vs. Georgetown, 10/25/08
 Forced Fumble: 1 vs. Georgetown, 10/25/08

#77 - COREY JACKSON - DL

Total Tackles: 6 at Georgetown, 11/14/09
 Sacks: 0.5 at Georgetown, 11/14/09
 Tackles for Loss: 1.0 at Georgetown, 11/14/09

#88 - KEVIN FINNEY - TE

Receptions: 1, 3x, last vs. W&M, 11/21/09
 Receiving Yards: 19 vs. Villanova, 11/7/09
 Receiving TDs: --

#92 - CASEY COOLEY - DL

Total Tackles: 3 vs. Hofstra, 9/19/09
 Tackles for Loss: --
 Sacks: --
 Forced Fumble: 1 at Georgetown, 11/14/09

#93 - KERRY WYNN - DL

Total Tackles: 3 at Virginia, 9/4/10
 Sacks: 1.0 at Virginia, 9/4/10
 Tackles for Loss: 1.0 at Virginia, 9/4/10
 Interceptions: --
 Forced Fumble: --

#97 - JACOB PIERCE - DL

Total Tackles: 2 at Virginia, 9/4/10
 Sacks: --
 Tackles for Loss: --

Rushing

	#5 Rogers	#7 Corp	#19 Laub	#22 Wilkins	#27 Gaskins	#32 Smith	#44 Kirchoff
<i>Opponent</i>	<i>Car-Yds-TD</i>	<i>Car-Yds-TD</i>	<i>Car-Yds-TD</i>	<i>Car-Yds-TD</i>	<i>Car-Yds-TD</i>	<i>Car-Yds-TD</i>	<i>Car-Yds-TD</i>
at Virginia	1-8-0	3-23-0	0-0-0	10-10-0	8-89-1	3-2-0	4-14-0
Elon							
Delaware							
Coastal Carolina							
at New Hampshire							
at Massachusetts							
Towson							
at Villanova							
James Madison							
Rhode Island							
at William & Mary							

Passing

	#7 Corp	#19 Laub
<i>Opponent</i>	<i>Com-Att-Yds-TD-Int</i>	<i>Com-Att-Yds-TD-Int</i>
at Virginia	18-32-183-0-1	1-1-6-0-0
Elon		
Delaware		
Coastal Carolina		
at New Hampshire		
at Massachusetts		
Towson		
at Villanova		
James Madison		
Rhode Island		
at William & Mary		

Punting

	#12 Hicks	#99 Dobyins
<i>Opponent</i>	<i>Att-Avg-I20-Lg</i>	<i>Att-Avg-I20-Lg</i>
at Virginia	6-38.3-3-63	DNP
Elon		
Delaware		
Coastal Carolina		
at New Hampshire		
at Massachusetts		
Towson		
at Villanova		
James Madison		
Rhode Island		
at William & Mary		

Field Goals

	#13 Kamin
<i>Opponent</i>	<i>YdsAtt (Good)</i>
at Virginia	(36), (41)
Elon	
Delaware	
Coastal Carolina	
at New Hampshire	
at Massachusetts	
Towson	
at Villanova	
James Madison	
Rhode Island	
at William & Mary	

Receiving

	#1 Grayson	#3 Gray	#5 Rogers	#8 Boston	#15 Thompson	#22 Wilkins	#24 Edwards	#32 Smith
<i>Opponent</i>	<i>Rec-Yds-TD</i>	<i>Rec-Yds-TD</i>	<i>Rec-Yds-TD</i>	<i>Rec-Yds-TD</i>	<i>Rec-Yds-TD</i>	<i>Rec-Yds-TD</i>	<i>Rec-Yds-TD</i>	<i>Rec-Yds-TD</i>
at Virginia	4-35-0	8-91-0	0-0-0	DNP	1-4-0	2-14-0	0-0-0	1-5-0
Elon								
Delaware								
Coastal Carolina								
at New Hampshire								
at Massachusetts								
Towson								
at Villanova								
James Madison								
Rhode Island								
at William & Mary								

Receiving

	#85 Loughnane	#83 Roller	#88 Finney
<i>Opponent</i>	<i>Rec-Yds-TD</i>	<i>Rec-Yds-TD</i>	<i>Rec-Yds-TD</i>
at Virginia	1-6-0	0-0-0	0-0-0
Elon			
Delaware			
Coastal Carolina			
at New Hampshire			
at Massachusetts			
Towson			
at Villanova			
James Madison			
Rhode Island			
at William & Mary			

Returns

	#5 Rogers (Kick)	#22 Wilkins (Kick)	#23 Graham (Kick)
<i>Opponent</i>	<i>No-Yds-Avg-TD</i>	<i>No-Yds-Avg-TD</i>	<i>No-Yds-Avg-TD</i>
at Virginia	3-74-24.7-0	1-22-22.0-0	1-35-35.0-0
Elon			
Delaware			
Coastal Carolina			
at New Hampshire			
at Massachusetts			
Towson			
at Villanova			
James Madison			
Rhode Island			
at William & Mary			

Defense

	#2 Prokell	#4 Daniel	#5 Rogers	#6 Pehanick	#9 Parker	#10 Mayo	#11 McMillan
<i>Opponent</i>	<i>Tackles-TFL-Turnover</i>	<i>Tackles-TFL-Turnover</i>	<i>Tackles-TFL-Turnover</i>	<i>Tackles-TFL-Turnover</i>	<i>Tackles-TFL-Turnover</i>	<i>Tackles-TFL-Turnover</i>	<i>Tackles-TFL-Turnover</i>
at Virginia	5-0-0	0-0-0	7-0-0	1-0-0	4-1.0 TFL	0-0-0	5-0-1 PD

Elon
 Delaware
 Coastal Carolina
 at New Hampshire
 at Massachusetts
 Towson
 at Villanova
 James Madison
 Rhode Island
 at William & Mary

	#21 Pettus	#23 Graham	#26 Hamilton	#31 McBride	#39 Weldon	#43 Scott	#45 Sullivan
<i>Opponent</i>	<i>Tackles-TFL-Turnover</i>	<i>Tackles-TFL-Turnover</i>	<i>Tackles-TFL-Turnover</i>	<i>Tackles-TFL-Turnover</i>	<i>Tackles-TFL-Turnover</i>	<i>Tackles-TFL-Turnover</i>	<i>Tackles-TFL-Turnover</i>
at Virginia	2-0-0	7-0-1 FR	5-0-1 FF-1 PD	12-1.0 TFL	5-0-0	2-0-0	1-0-0

Elon
 Delaware
 Coastal Carolina
 at New Hampshire
 at Massachusetts
 Towson
 at Villanova
 James Madison
 Rhode Island
 at William & Mary

	#49 P. Wynn	#77 Jackson	#92 Cooley	#93 K. Wynn	#94 Shields	#97 Pierce
<i>Opponent</i>	<i>Tackles-TFL-Turnover</i>	<i>Tackles-TFL-Turnover</i>	<i>Tackles-TFL-Turnover</i>	<i>Tackles-TFL-Turnover</i>	<i>Tackles-TFL-Turnover</i>	<i>Tackles-TFL-Turnover</i>
at Virginia	1-0-0	1-0-0	0-0-0	3-1.0 Sack-1.0 TFL	0-0-0	2-0-0

Elon
 Delaware
 Coastal Carolina
 at New Hampshire
 at Massachusetts
 Towson
 at Villanova
 James Madison
 Rhode Island
 at William & Mary

Turnover Chart

<i>Opponent</i>	<i>Turnovers Gained</i>			<i>Points off TO Gained</i>			<i>Turnovers Lost</i>			<i>Points Off TO Lost</i>			<i>+/-</i>
	<i>Fum</i>	<i>Int</i>	<i>Total</i>	<i>TD</i>	<i>FG</i>	<i>Points</i>	<i>Fum</i>	<i>Int</i>	<i>Total</i>	<i>TD</i>	<i>FG</i>	<i>Points</i>	
at Duke	1	0	1	0	0	0	0	1	1	7	0	7	E
Elon													
Delaware													
Coastal Carolina													
at New Hampshire													
at Massachusetts													
Towson													
at Villanova													
James Madison													
Rhode Island													
at William & Mary													
Totals	1	0	1	0	0	0	0	1	1	7	0	7	E

Game-By-Game Starters (Offense)

	<i>WR</i>	<i>LT</i>	<i>LG</i>	<i>C</i>	<i>RG</i>	<i>RT</i>	<i>TE</i>	<i>WR</i>	<i>FB</i>	<i>TB</i>	<i>QB</i>
at Virginia	Gray	Goss	Sakoian	Lachenmayer	Speir	Muldrow	Finney	Rogers	Gaskins	Wilkins	Corp
Elon											
Delaware											
Coastal Carolina											
at New Hampshire											
at Massachusetts											
Towson											
at Villanova											
James Madison											
Rhode Island											
at William & Mary											

Game-By-Game Starters (Defense)

	<i>DE</i>	<i>DT</i>	<i>DT</i>	<i>DE</i>	<i>LB</i>	<i>LB</i>	<i>LB</i>	<i>CB</i>	<i>FS</i>	<i>SS</i>	<i>CB</i>
at Virginia	Scott	Jackson	Parker	K. Wynn	McBride	McMillan	Weldon	Rogers	Hamilton	Prokell	Graham
Elon											
Delaware											
Coastal Carolina											
at New Hampshire											
at Massachusetts											
Towson											
at Villanova											
James Madison											
Rhode Island											
at William & Mary											

Drive Charts - Richmond

	Drives	TDs	FGs	Punts	Miss FG	Int	Fum	Safety	Downs	Half	Game	Avg Start	Drive starts at/inside 20
at Virginia	14	1	2	6	0	1	0	0	2	1	1	Own 31	2
Elon													
Delaware													
Coastal Carolina													
at New Hampshire													
at Massachusetts													
Towson													
at Villanova													
James Madison													
Rhode Island													
at William & Mary													
Totals	14	1	2	6	0	1	0	0	2	1	1	Own 31	2

Drive Charts - Opponents

	Drives	TDs	FGs	Punts	Miss FG	Int	Fum	Safety	Downs	Half	Game	Avg Start	Drive starts at/inside 20
at Virginia	13	5	0	5	2	0	1	0	0	0	0	Own 28	4
Elon													
Delaware													
Coastal Carolina													
at New Hampshire													
at Massachusetts													
Towson													
at Villanova													
James Madison													
Rhode Island													
at William & Mary													
Totals	13	5	0	5	2	0	1	0	0	0	0	Own 28	4

Richmond Scoring Drives

Game	Qtr	Pts	Plays	Yds	TOP	How?
at Virginia	1	7	2	70	0:16	Gaskins 70-yd run
at Virginia	2	3	7	47	3:10	Kamin 36-yd FG
at Virginia	3	3	9	41	4:14	Kamin 41-yd FG

Big Plays (25+ Yards)

RICHMOND						
Yds	Play	Opponent	Qtr.	Player(s)		
25	KO Return	at Virginia	1	Justin Rogers		
30	Pass	at Virginia	1	Aaron Corp to Tre Gray		
70	Rush	at Virginia	1	Kendall Gaskins TD		
25	KO Return	at Virginia	2	Justin Rogers		
35	KO Return	at Virginia	3	Tremayne Graham		
32	Pass	at Virginia	3	Aaron Corp to Kendall Gaskins		
39	Punt Return	at Virginia	3	Justin Rogers		
32	Rush	at Virginia	4	Aaron Corp		

OPPONENT						
Yds	Play	Team	Qtr.	Player(s)		
38	Rush	at Virginia	1	Perry Jones		
27	Pass	at Virginia	2	Marc Verica to Dontrell Inman		
51	Pass	at Virginia	4	Marc Verica to Kris Burd		
65	INT Return	at Virginia	4	Chase Minnifield		

The Coin Toss

Opponent	Toss Winner	Elects to?	RICHMOND'S RECORD WHEN...
at Virginia	Richmond	Defers	Winning the toss: 0-1
Elon			Losing the toss: --
Delaware			Receive 1st kickoff: -
Coastal Carolina			Kicking off: 0-1
at New Hampshire			
at Massachusetts			
Towson			
at Villanova			
James Madison			
Rhode Island			
at William & Mary			

Longest Plays (‘10)

BY RICHMOND

Run: 70 yards Kendall Gaskins at Virginia
Touchdown Run: 70 yards Kendall Gaskins at Virginia
Pass: 32 yards Aaron Corp to Kendall Gaskins at Virginia
Touchdown Pass: -- --
Punt Return: 39 yards Justin Rogers at Virginia
Kickoff Return: 35 yards Tremayne Graham at Virginia
Interception Return: -- --
Fumble Return: 0 yards Tremayne Graham at Virginia
Punt: 63 yards Nick Hicks at Virginia
Made Field Goal: 41 yards Wil Kamin at Virginia

BY OPPONENT

Run: 38 yards Perry Jones, at Virginia
Touchdown Run: 8 yards Keith Payne, at Virginia
Pass: 51 yards Marc Verica to Kris Burd, at Virginia
Touchdown Pass: 2 yards Marc Verica to Kris Burd, at Virginia
Punt Return: 2 yards Chase Minnifield, at Virginia
Kickoff Return: 24 yards Raynard Horne, at Virginia
Interception Return: 65 yards Chase Minnifield, at Virginia
Fumble Return: -- --
Punt: 50 yards Jimmy Howell, at Virginia
Made Field Goal: -- --

Richmond Indiv. Highs (2009)

Rushes	26	Justin Forte vs. Massachusetts
Yards Rushing	152	Justin Forte vs. VMI
TD Rushes	2	Ben Keating at James Madison
		Justin Forte vs. Massachusetts
		Kendall Gaskins at Towson
Long Rush	74	Eric Ward vs. Elon
Pass attempts	39	Eric Ward vs. VMI
Pass completions	28	Eric Ward vs. VMI
Yards Passing	394	Eric Ward vs. VMI
TD Passes	4	Eric Ward vs. Hofstra
Long Pass	53	Eric Ward vs. VMI
Receptions	9	Kevin Grayson vs. VMI
Yards Receiving	125	Donte Boston vs. VMI
TD Receptions	1	16 times
Long Reception	53	Donte Boston vs. VMI
Field Goals	3	Andrew Howard vs. Elon
Long Field Goal	48	Andrew Howard vs. Wm & Mary
Punts	7	Brett Weigand vs. Wm & Mary
Punting Avg	47.0	Brett Weigand at Georgetown
Long Punt	52	Brian Radford at Duke
		Brian Radford vs. Hofstra
Long Punt Return	90	Derek Hatcher at Maine
Long Kickoff Return	94	Tremayne Graham at Georgetown
Tackles	14	Collin McConaghy at Ja. Madison
Sacks	2.0	Jordan Shoop vs. Hofstra
		Martin Parker at Maine
Tackles For Loss	4.0	Martin Parker at Maine
Interceptions	1	16 times

Richmond Team Highs (2009)

Rushes	58	at Towson
Yards Rushing	260	vs. Elon
Yards Per Rush	6.2	vs. Elon
TD Rushes	4	at Georgetown
Pass attempts	39	vs. VMI
Pass completions	28	vs. VMI
Yards Passing	394	vs. VMI
Yards Per Pass	12.6	at Towson
TD Passes	4	vs. Hofstra
Total Plays	76	at Georgetown
Total Offense	548	vs. VMI
Yards Per Play	7.8	vs. VMI
Points	49	at Georgetown
Sacks By	5	vs. Hofstra
First Downs	29	vs. VMI
Penalties	7	at James Madison
		at Georgetown
		vs. Elon
Penalty Yards	74	at James Madison
Turnovers	3	at Delaware
		vs. VMI
		at Maine
		vs. Villanova
		vs. Elon
Interceptions By	6	vs. Massachusetts

Opponent Indiv. Highs (2009)

Rushes	22	Kyle Hughes, VMI
Yards Rushing	175	Devon Moore, App. State
TD Rushes	2	Kyle Hughes, VMI
		Armanti Edwards, App. State
		Devon Moore, App. State
Long Rush	66	Kyle Hughes, VMI
Pass attempts	58	Warren Smith, at Maine
Pass completions	35	Warren Smith, at Maine
Yards Passing	350	Thad Lewis, at Duke
TD Passes	3	Chris Whitney, Villanova
Long Pass	60	R.J. Archer, Wm & Mary
Receptions	12	Terrell Hudgins, Elon
Yards Receiving	167	Terrell Hudgins, Elon
TD Receptions	2	Tyrell Jones, at Maine
Long Reception	60	Cameron Dohse, Wm & Mary
Field Goals	2	John Striefsky, at Delaware
		Adam Shreiner, Elon
Long Field Goal	42	Dixon Wright, at James Madison
Punts	8	Marc Ray, VMI
		David Miller, Wm & Mary
Punting Avg	42.3	Scott Riddle, Elon
Long Punt	51	David Miller, Wm & Mary
		Scott Riddle, Elon
Long Punt Return	31	Jeremiah Kayal, at Georgetown
Long Kickoff Return	46	Devin Radford, App. State
Tackles	17	Tyler Holmes, Massachusetts
Sacks	1.0	17 times
Tackles For Loss	4.0	Arthur Moats, at James Madison
		Tyler Holmes, Massachusetts
Interceptions	2	Charles Graves, at Delaware
		Terrell Wilson, Elon

Opponent Team Highs (2009)

Rushes	40	vs. VMI
Yards Rushing	228	vs. App. State
Yards Per Rush	6.3	vs. App. State
TD Rushes	4	vs. App. State
Pass attempts	58	at Maine
Pass completions	35	at Maine
Yards Passing	350	at Duke
Yards Per Pass	10.1	vs. VMI
TD Passes	3	vs. Villanova
Total Plays	78	vs. Massachusetts
Total Offense	444	vs. App. State
Yards Per Play	6.4	vs. App. State
Points	35	vs. App. State
Sacks By	5.0	vs. William & Mary
First Downs	21	vs. App. State
Penalties	8	vs. VMI
		vs. Massachusetts
Penalty Yards	68	vs. Hofstra
Turnovers	7	vs. Massachusetts
Interceptions By	3	vs. Villanova
		vs. Elon

WAS SHUTOUT

Richmond

9/6/08 at Virginia (16-0)

Opponent

9/19/09 vs. Hofstra (47-0)

SCORED 30+ POINTS

Richmond

12/5/09 vs. Appalachian State (L, 31-35)

Opponent

9/4/10 at Virginia (L, 13-34)

SCORED 40+ POINTS

Richmond

11/14/09 at Georgetown (W, 49-10)

Opponent

12/7/07 at Appalachian State (L, 35-55)

SCORED 50+ POINTS

Richmond

10/4/08 at VMI (W, 56-16)

Opponent

12/7/07 at Appalachian State (L, 35-55)

TWO 100+ YARD RUSHERS

Richmond

9/8/07 at Northeastern

Tim Hightower (246); Josh Vaughan (110)

Opponent

11/4/06 vs. Villanova

Marvin Burroughs (124); Matt Dicken (120)

TWO 100+ YARD RECEIVERS

Richmond

9/26/09 vs. VMI

Donte Boston (125); Tre Gray (112)

Opponent

11/28/09 vs. Elon

Terrell Hudgins (167); Lance Camp (109)

200+ YARD PASSER

Richmond

12/5/09 vs. Appalachian State

Eric Ward (202)

Opponent

9/4/10 at Virginia

Marc Verica (283)

300+ YARD PASSER

Richmond

9/26/09 vs. VMI

Eric Ward (394)

Opponent

11/28/09 vs. Elon

Scott Riddle (309)

400+ YARD PASSER

Richmond

12/27/68 vs. Ohio Tangerine Bowl

Buster O'Brien (447)

Opponent

10/18/97 vs. Villanova

Chris Boden (409)

100+ YARD RUSHER

Richmond

11/28/09 vs. Elon

Eric Ward (136)

Opponent

9/4/10 at Virginia

Keith Payne (114)

150+ YARD RUSHER

Richmond

9/26/09 vs. VMI

Justin Forte (152)

Opponent

12/5/09 vs. Appalachian State

Devon Moore (175)

200+ YARD RUSHER

Richmond

11/8/08 at Hofstra

Josh Vaughan (240)

Opponent

12/7/07 at Appalachian State

Armanti Edwards (313)

100+ YARD RECEIVER

Richmond

9/26/09 vs. VMI

Donte Boston (125); Tre Gray (112)

Opponent

9/4/10 at Virginia

Kris Burd (122)

150+ YARD RECEIVER

Richmond

9/6/97 at Colgate

Dwuan Jones (166)

Opponent

11/28/09 vs. Elon

Terrell Hudgins (167)

200+ YARD RECEIVER

Richmond

9/13/86 at Massachusetts

John Henry (214)

Opponent

11/17/07 vs. William & Mary

Elliott Mack (201)

RECORDED A SAFETY

Richmond

9/19/09 vs. Hofstra

Punt was snapped out of end zone

Opponent

10/24/09 vs. Massachusetts

Richmond punt snap out of end zone

INTERCEPTION RETURN FOR TD

Richmond

10/31/09 at Towson

Tremayne Graham (32 yards)

Opponent

11/15/08 vs. Delaware

Tyrone Grant (57 yards)

FUMBLE RETURN FOR TOUCHDOWN

Richmond

12/5/09 vs. Appalachian State

Eric McBride (8 yards)

Opponent

11/15/08 vs. Delaware

Charles Graves (45 yards)

BLOCKED PUNT

Richmond

9/5/09 at Duke

Tyler Kirchoff blocked Kevin Jones punt

Opponent

10/17/09 at Maine

Tyrell Jones blocked Brett Weigand punt

BLOCKED PUNT FOR TOUCHDOWN

Richmond

9/5/09 at Duke

Jonathan Mayfield (5 yd. TD return) after

Tyler Kirchoff blocked Kevin Jones punt

Opponent

10/10/09 at James Madison

Corwin Acker (15 yd. TD return) after D.J. Bryant

blocked Brett Weigand punt

KICKOFF RETURN FOR TOUCHDOWN

Richmond

11/14/09 at Georgetown

Tremayne Graham (94 yards)

Opponent

10/9/04 vs. Maine

Arel Gordon (88 yards)

PUNT RETURN FOR TOUCHDOWN

Richmond

10/17/09 at Maine

Derek Hatcher (90 yards)

Opponent

11/22/08 at William & Mary

Derek Cox (80 yards)

BLOCKED FIELD GOAL

Richmond

11/28/09 vs. Elon

Parker Miles blocked Adam Shreiner kick

Opponent

9/13/09 vs. Towson

Yaky Ibia blocked Andrew Howard kick

BLOCKED FIELD GOAL RETURN FOR TD

Richmond

11/1/97 vs. Northeastern

Paris Lenon (80)

BLOCKED PAT RETURN FOR TD

Richmond

10/9/99 vs. Rhode Island

Paris Lenon

Opponent

10/18/03 vs. New Hampshire

Corey Graham

SUCCESSFUL TWO-POINT CONVERSION

Richmond

11/7/09 vs. Villanova

Eric Ward to Jordan Mitchell (pass)

Opponent

10/11/08 vs. James Madison

Rodney Landers to Griff Yancey (pass)

FAILED TWO-POINT CONVERSION

Richmond

9/12/09 at Delaware

Eric Ward (pass) to Jordan Mitchell

Opponent

9/4/10 at Virginia

Jacob Hodges (pass)

Game #1 • September 4, 2010

Virginia 34, Richmond 13

Scott Stadium (33,311) • Charlottesville, Va.



Richmond, debuting Latrell Scott as head coach and Aaron Corp at QB, trailed just 14-13 with 8 minutes left in the third quarter, before Virginia scored three-straight times to pull away.

Score by Quarters	1	2	3	4	Final
#6 Richmond (0-1)	7	3	3	0	13
Virginia (1-0)	7	7	7	13	34

Scoring Summary	Plays	TOP
VA 1st 12:46 Keith Payne 2 yd run	5-77	2:14
UR 1st 07:21 Kendall Gaskins 70 yd run	2-70	0:16
VA 2nd 10:29 Kris Burd 2 yd pass from Marc Verica	10-62	4:24
UR 2nd 01:23 Wil Kamin 36 yd field goal	7-47	3:10
UR 3rd 10:46 Wil Kamin 41 yd field goal	9-41	4:14
VA 3rd 06:42 Keith Payne 2 yd run	9-74	4:04
VA 4th 13:36 Keith Payne 8 yd run	4-84	1:37
VA 4th 06:30 Keith Payne 1 yd run	7-43	3:06

Team Statistics	Richmond	Virginia
FIRST DOWNS	13	22
RUSHES-YARDS (NET)	30-144	35-205
PASSING YDS (NET)	189	283
Passes Att-Comp-Int	33-19-1	35-24-0
TOTAL OFFENSE PLAYS-YARDS	63-333	70-488
Fumble Returns-Yards	0-0	0-0
Punt Returns-Yards	1-39	1-2
Kickoff Returns-Yards	5-131	4-67
Interception Returns-Yards	0-0	1-65
Punts (Number-Avg)	6-38.3	5-40.2
Fumbles-Lost	0-0	1-1
Penalties-Yards	9-40	5-57
Possession Time	31:22	28:38
Third-Down Conversions	5 of 15	7 of 14
Fourth-Down Conversions	0 of 2	0 of 0
Red-Zone Scores-Chances	2-2	5-5
Sacks By: Number-Yards	1-11	2-9

Statistics

RUSHING: Richmond-Kendall Gaskins 8-89; Aaron Corp 3-23; Tyler Kirchoff 4-14; Garrett Wilkins 10-10; Justin Rogers 1-8; Jovan Smith 3-2; TEAM 1-minus 2. Virginia-Keith Payne 16-114; Perry Jones 9-73; Raynard Horne 5-19; Dominique Wallace 2-5; Max Milien 1-2; Marc Verica 2-minus 8.

PASSING: Richmond-Aaron Corp 18-32-1-183; John Laub 1-1-0-6. Virginia-Marc Verica 24-35-0-283.

RECEIVING: Richmond-Tre Gray 8-91; Kevin Grayson 4-35; Kendall Gaskins 2-34; Garrett Wilkins 2-14; Eric Loughnane 1-6; Jovan Smith 1-5; Jon Thompson 1-4. Virginia-Kris Burd 7-122; Dontrelle Inman 7-88; Joe Torchia 3-29; Perry Jones 2-6; Colter Phillips 1-12; Tim Smith 1-8; Raynard Horne 1-8; Max Milien 1-7; Keith Payne 1-3.

INTERCEPTIONS: Richmond-None. Virginia-Chase Minnifield 1-65.

FUMBLES: Richmond-None. Virginia-Dontrelle Inman 1-1.

2010 Richmond Football
Richmond Game Results (as of Sep 08, 2010)
All games

Date	Opponent		Score	Overall	Conference	Time	Attend
Sep 04, 2010	at Virginia	L	13-34	0-1	0-0	3:16	54146

2010 Richmond Football
Richmond Overall Team Statistics (as of Sep 08, 2010)
All games

Team Statistics	RICHMOND	OPP
SCORING	13	34
Points Per Game	13.0	34.0
FIRST DOWNS	13	22
Rushing	3	10
Passing	8	12
Penalty	2	0
RUSHING YARDAGE	144	205
Yards gained rushing	166	217
Yards lost rushing	22	12
Rushing Attempts	30	35
Average Per Rush	4.8	5.9
Average Per Game	144.0	205.0
TDs Rushing	1	4
PASSING YARDAGE	189	283
Comp-Att-Int	19-33-1	24-35-0
Average Per Pass	5.7	8.1
Average Per Catch	9.9	11.8
Average Per Game	189.0	283.0
TDs Passing	0	1
TOTAL OFFENSE	333	488
Total Plays	63	70
Average Per Play	5.3	7.0
Average Per Game	333.0	488.0
KICK RETURNS: #-Yards	5-131	4-67
PUNT RETURNS: #-Yards	1-39	1-2
INT RETURNS: #-Yards	0-0	1-65
KICK RETURN AVERAGE	26.2	16.8
PUNT RETURN AVERAGE	39.0	2.0
INT RETURN AVERAGE	0.0	65.0
FUMBLES-LOST	0-0	1-1
PENALTIES-Yards	9-40	5-57
Average Per Game	40.0	57.0
PUNTS-Yards	6-230	5-201
Average Per Punt	38.3	40.2
Net punt average	34.7	32.4
TIME OF POSSESSION/Game	31:22	28:38
3RD-DOWN Conversions	5/15	7/14
3rd-Down Pct	33%	50%
4TH-DOWN Conversions	0/2	0/0
4th-Down Pct	0%	0%
SACKS BY-Yards	1-11	2-9
MISC YARDS	0	0
TOUCHDOWNS SCORED	1	5
FIELD GOALS-ATTEMPTS	2-2	0-2
ON-SIDE KICKS	0-0	0-0
RED-ZONE SCORES	(2-2) 100%	(5-5) 100%
RED-ZONE TOUCHDOWNS	(0-2) 0%	(5-5) 100%
PAT-ATTEMPTS	(1-1) 100%	(4-4) 100%
ATTENDANCE	0	54146
Games/Avg Per Game	0/0	1/54146
Neutral Site Games		0/0

Score by Quarters	1st	2nd	3rd	4th	oT	Total
Richmond	7	3	3	0	0	13
Opponents	7	7	7	13	0	34

2010 Richmond Football
Richmond Overall Individual Statistics (as of Sep 08, 2010)
All games

Rushing	gp	att	gain	loss	net	avg	td	lg	avg/g
Kendall Gaskins	1	8	90	1	89	11.1	1	70	89.0
Aaron Corp	1	3	32	9	23	7.7	0	32	23.0
Tyler Kirchoff	1	4	14	0	14	3.5	0	8	14.0
Garrett Wilkins	1	10	19	9	10	1.0	0	7	10.0
Justin Rogers	1	1	8	0	8	8.0	0	8	8.0
Jovan Smith	1	3	3	1	2	0.7	0	3	2.0
TEAM	1	1	0	2	-2	-2.0	0	0	-2.0
Total	1	30	166	22	144	4.8	1	70	144.0
Opponents	1	35	217	12	205	5.9	4	38	205.0

Passing	gp	effic	comp-att-int	pct	yds	td	lg	avg/g
Aaron Corp	1	98.04	18-32-1	56.2	183	0	32	183.0
John Laub	1	150.40	1-1-0	100.0	6	0	6	6.0
Total	1	99.62	19-33-1	57.6	189	0	32	189.0
Opponents	1	145.92	24-35-0	68.6	283	1	51	283.0

Receiving	gp	no.	yds	avg	td	lg	avg/g
Tre Gray	1	8	91	11.4	0	30	91.0
Kevin Grayson	1	4	35	8.8	0	16	35.0
Kendall Gaskins	1	2	34	17.0	0	32	34.0
Garrett Wilkins	1	2	14	7.0	0	9	14.0
Eric Loughnane	1	1	6	6.0	0	6	6.0
Jovan Smith	1	1	5	5.0	0	5	5.0
Jon Thompson	1	1	4	4.0	0	4	4.0
Total	1	19	189	9.9	0	32	189.0
Opponents	1	24	283	11.8	1	51	283.0

Punt Returns	no.	yds	avg	td	lg
Justin Rogers	1	39	39.0	0	39
Total	1	39	39.0	0	39
Opponents	1	2	2.0	0	2

Interceptions	no.	yds	avg	td	lg
Total	0	0	0.0	0	0
Opponents	1	65	65.0	0	65

Kick Returns	no.	yds	avg	td	lg
Justin Rogers	3	74	24.7	0	25
Tremayne Graham	1	35	35.0	0	35
Garrett Wilkins	1	22	22.0	0	22
Total	5	131	26.2	0	35
Opponents	4	67	16.8	0	24

Fumble Returns	no.	yds	avg	td	lg
Total	0	0	0.0	0	0
Opponents	0	0	0.0	0	0

2010 Richmond Football
Richmond Overall Individual Statistics (as of Sep 08, 2010)
All games

Scoring	td	fg	PAT				dpx	saf	pts
			kick	rush	rcv	pass			
Wil Kamin	-	2-2	1-1	-	-	-	-	-	7
Kendall Gaskins	1	-	-	-	-	-	-	-	6
Total	1	2-2	1-1	-	-	-	-	-	13
Opponents	5	0-2	4-4	-	-	0-1	-	-	34

Total Offense	g	plays	rush	pass	total	avg/g
Aaron Corp	1	35	23	183	206	206.0
Kendall Gaskins	1	8	89	0	89	89.0
Tyler Kirchoff	1	4	14	0	14	14.0
Garrett Wilkins	1	10	10	0	10	10.0
Justin Rogers	1	1	8	0	8	8.0
John Laub	1	1	0	6	6	6.0
Jovan Smith	1	3	2	0	2	2.0
TEAM	1	1	-2	0	-2	-2.0
Total	1	63	144	189	333	333.0
Opponents	1	70	205	283	488	488.0

Field Goals	fg	pct.	01-19	20-29	30-39	40-49	50-99	lg	blk
Wil Kamin	2-2	100.0	0-0	0-0	1-1	1-1	0-0	41	0

FG Sequence	Richmond	Opponents
Virginia	(36),(41)	51,50

Numbers in (parentheses) indicate field goal was made.

Punting	no.	yds	avg	lg	tb	fc	i20	50+	blk
Nick Hicks	6	230	38.3	63	1	1	3	1	0
Total	6	230	38.3	63	1	1	3	1	0
Opponents	5	201	40.2	50	0	2	0	1	0

Kickoffs	no.	yds	avg	tb	ob	retn	net	ydln
Wil Kamin	4	241	60.2	0	0			
Total	4	241	60.2	0	0	16.8	43.5	26
Opponents	6	407	67.8	1	0	26.2	42.7	27

2010 Richmond Football
Richmond Overall Individual Statistics (as of Sep 08, 2010)
All games

<u>All Purpose</u>	<u>g</u>	<u>rush</u>	<u>rcv</u>	<u>pr</u>	<u>kr</u>	<u>ir</u>	<u>total</u>	<u>avg/g</u>
Kendall Gaskins	1	89	34	0	0	0	123	123.0
Justin Rogers	1	8	0	39	74	0	121	121.0
Tre Gray	1	0	91	0	0	0	91	91.0
Garrett Wilkins	1	10	14	0	22	0	46	46.0
Kevin Grayson	1	0	35	0	0	0	35	35.0
Tremayne Grah	1	0	0	0	35	0	35	35.0
Aaron Corp	1	23	0	0	0	0	23	23.0
Tyler Kirchoff	1	14	0	0	0	0	14	14.0
Jovan Smith	1	2	5	0	0	0	7	7.0
Eric Loughnane	1	0	6	0	0	0	6	6.0
Jon Thompson	1	0	4	0	0	0	4	4.0
TEAM	1	-2	0	0	0	0	-2	-2.0
Total	1	144	189	39	131	0	503	503.0
Opponents	1	205	283	2	67	65	622	622.0

2010 Richmond Football
Richmond Overall Defensive Statistics (as of Sep 08, 2010)
All games

##	Defensive Leaders	gp	Tackles			tfl/yds	Sacks no-yds	Pass defense			Fumbles		blkd	
			ua	a	tot			int-yds	brup	qbh	rcv-yds	ff	kick	saf
31	Eric McBride	1	7	5	12	1.0-1	
5	Justin Rogers	1	6	1	7	
23	Tremayne Graham	1	6	1	7	1-0	.	.	.	
39	Patrick Weldon	1	4	1	5	
11	Darrius McMillan	1	4	1	5	.	.	.	1	
2	Max Prokell	1	3	2	5	
26	Darryl Hamilton	1	3	1	4	.	.	.	1	
9	Martin Parker	1	2	2	4	1.0-1	
43	Brandon Scott	1	1	2	3	1	.	.	
93	Kerry Wynn	1	3	.	3	1.0-11	1.0-11	
97	Jacob Pierce	1	2	.	2	
21	Wayne Pettus	1	2	.	2	
18	Evan Joseph	1	.	1	1	
45	Tyler Sullivan	1	1	.	1	
77	Corey Jackson	1	1	.	1	
49	Pierre Wynn	1	.	1	1	
7	Aaron Corp	1	1	.	1	
6	Colin Pehanick	1	1	.	1	
33	Doug Howell	1	1	.	1	
	Total	1	48	18	66	3-13	1-11	.	2	.	1-0	1	.	
	Opponents	1	43	18	61	8-20	2-9	1-65	3	

2010 Richmond Football
Richmond Team Game-by-Game (as of Sep 08, 2010)
All games

TEAM STATISTICS

Date	Opponent	Rushing				Receiving				Passing				Kick Returns				Punt Returns				tot off		
		no.	yds	td	lg	no.	yds	td	lg	cmp	att	int	yds	td	lg	no.	yds	td	lg	no.	yds		td	lg
Sep 04	at Virginia	30	144	1	70	19	189	0	32	19	33	1	189	0	32	5	131	0	35	1	39	0	39	333
Opponents		35	205	4	38	24	283	1	51	24	35	0	283	1	51	4	67	0	24	1	2	0	2	488

Games played: 1
 Avg per rush: 4.8
 Avg per catch: 9.9
 Pass efficiency: 99.62
 Kick ret avg: 26.2
 Punt ret avg: 39.0
 All purpose avg/game: 503.0
 Total offense avg/gm: 333.0

Date	Opponent	Tackles				Sacks	Fumble		Pass Defense			Blkd	PAT Attempts				
		ua	a	total	tfl-yds	no-yds	ff	fr-yds	int-yds	qbh	brup	kick	kick	rush	rcv	saf	pts
Sep 04	at Virginia	48	18	66	3.0-13	1.0-11	1	1-0	0-0	0	2	0	1-1	0	0	0	13
Opponents		43	18	61	8.0-20	2.0-9	0	0-0	1-65	0	3	0	4-4	0	0	0	34

Date	Opponent	Punting							Field Goals			Kickoffs						
		no.	yds	avg	long	blkd	tb	fc	50+	i20	md-att	long	blkd	no.	yds	avg	tb	ob
Sep 04	at Virginia	6	230	38.3	63	0	1	1	1	3	2-2	41	0	4	241	60.2	0	0
Opponents		5	201	40.2	50	0	0	2	1	0	0-2	0	0	6	407	67.8	1	0

2010 Richmond Football
Richmond Opponent Game-by-Game (as of Sep 08, 2010)
All games

OPPONENT STATISTICS

Date	Opponent	Rushing				Receiving				Passing				Kick Returns				Punt Returns				tot off
		no.	yds	td	lg	no.	yds	td	lg	cmp-att-int	yds	td	lg	no.	yds	td	lg	no.	yds	td	lg	
Sep 04	at Virginia	35	205	4	38	24	283	1	51	24-35-0	283	1	51	4	67	0	24	1	2	0	2	488
Richmond		30	144	1	70	19	189	0	32	19-33-1	189	0	32	5	131	0	35	1	39	0	39	333

Games played: 1
 Avg per rush: 5.9
 Avg per catch: 11.8
 Pass efficiency: 145.92
 Kick ret avg: 16.8
 Punt ret avg: 2.0
 All purpose avg/game: 622.0
 Total offense avg/gm: 488.0

Date	Opponent	Tackles				Sacks	Fumble		Pass Defense			Blkd	PAT Attempts				
		ua	a	total	tfl-yds	no-yds	ff	fr-yds	int-yds	qbh	brup	kick	kick	rush	rcv	saf	pts
Sep 04	at Virginia	43	18	61	8.0-20	2.0-9	0	0-0	1-65	0	3	0	4-4	0	0	0	34
Richmond		43	18	61	8.0-20	2.0-9	0	0-0	1-65	0	3	0	4-4	0	0	0	34
Richmond		48	18	66	3.0-13	1.0-11	1	1-0	0-0	0	2	0	1-1	0	0	0	13

Date	Opponent	Punting							Field Goals			Kickoffs						
		no.	yds	avg	long	blkd	tb	fc	50+	i20	md-att	long	blkd	no.	yds	avg	tb	ob
Sep 04	at Virginia	5	201	40.2	50	0	0	2	1	0	0-2	0	0	6	407	67.8	1	0
Richmond		5	201	40.2	50	0	0	2	1	0	0-2	0	0	6	407	67.8	1	0
Richmond		6	230	38.3	63	0	1	1	1	3	2-2	41	0	4	241	60.2	0	0

2010 Richmond Football
Richmond Red-Zone Results (as of Sep 08, 2010)
All games

Richmond Inside Opponent Red-Zone

Date	Opponent	Score	Times In RZ	Times Scored	Total Pts	TDs	Rush TDs	Pass TDs	FGs Made	Failed to score inside RZ					
										FGA	Down	Int	Fumb	Half	Game
Sep 04, 2010	at Virginia	L 13-34	2	2	6	0	0	0	2	0	0	0	0	0	0
Totals			2	2	6	0	0	0	2	0	0	0	0	0	0

2 of 2 (100.0%)

Opponents Inside Richmond Red-Zone

Date	Opponent	Score	Times In RZ	Times Scored	Total Pts	TDs	Rush TDs	Pass TDs	FGs Made	Failed to score inside RZ					
										FGA	Down	Int	Fumb	Half	Game
Sep 04, 2010	at Virginia	L 13-34	5	5	34	5	4	1	0	0	0	0	0	0	0
Totals			5	5	34	5	4	1	0	0	0	0	0	0	0

5 of 5 (100.0%)

2010 Richmond Football
Richmond By-Quarter Statistics (as of Sep 08, 2010)
All games

3rd-Down Conversions

Date	Opponent	Score	Overall	1st Qtr	2nd Qtr	3rd Qtr	4th Qtr	Overtime
Sep 04, 2010	at Virginia	L 13-34	5-15 33.3	0-4 0.0	1-3 33.3	1-4 25.0	3-4 75.0	
	Richmond		5-15 33.3	0-4 0.0	1-3 33.3	1-4 25.0	3-4 75.0	0-0 0.0
	Opponents		7-14 50.0	1-4 25.0	4-6 66.7	1-2 50.0	1-2 50.0	0-0 0.0

4th-Down Conversions

Date	Opponent	Score	Overall	1st Qtr	2nd Qtr	3rd Qtr	4th Qtr	Overtime
Sep 04, 2010	at Virginia	L 13-34	0-2 0.0	0-1 0.0	0-0 0.0	0-1 0.0	0-0 0.0	
	Richmond		0-2 0.0	0-1 0.0	0-0 0.0	0-1 0.0	0-0 0.0	0-0 0.0
	Opponents		0-0 0.0	0-0 0.0	0-0 0.0	0-0 0.0	0-0 0.0	0-0 0.0

Time of Possession

Date	Opponent	Score	Overall	1st Qtr	2nd Qtr	3rd Qtr	4th Qtr	Overtime
Sep 04, 2010	at Virginia	L 13-34	31:22	6:14	6:38	9:43	8:47	
	Richmond	Total	31:22	6:14	6:38	9:43	8:47	0:00
		Avg.	31:22	6:14	6:38	9:43	8:47	0:00
	Opponents	Total	28:38	8:46	8:22	5:17	6:13	0:00
		Avg.	28:38	8:46	8:22	5:17	6:13	0:00